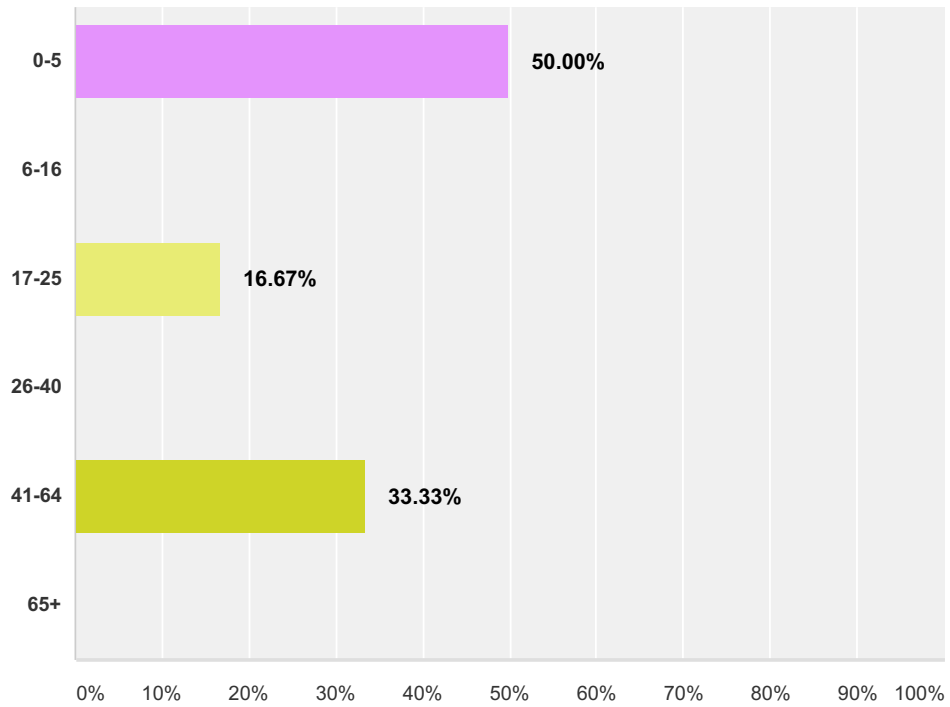


### Q3 What age group is the patient? (if you are the patient please note your own age)

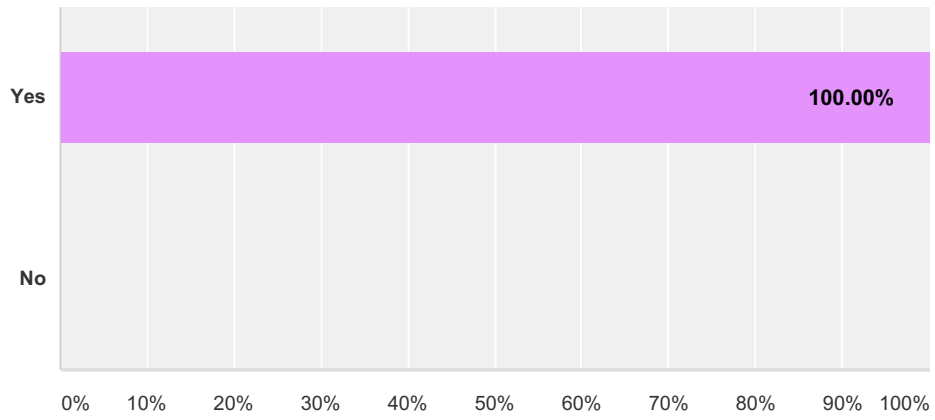
Answered: 6 Skipped: 0



Answer Choices	Responses	Count
0-5	50.00%	3
6-16	0.00%	0
17-25	16.67%	1
26-40	0.00%	0
41-64	33.33%	2
65+	0.00%	0
<b>Total</b>		<b>6</b>

### Q5 Did you speak to NHS 111 before coming to the Primary Care Centre?

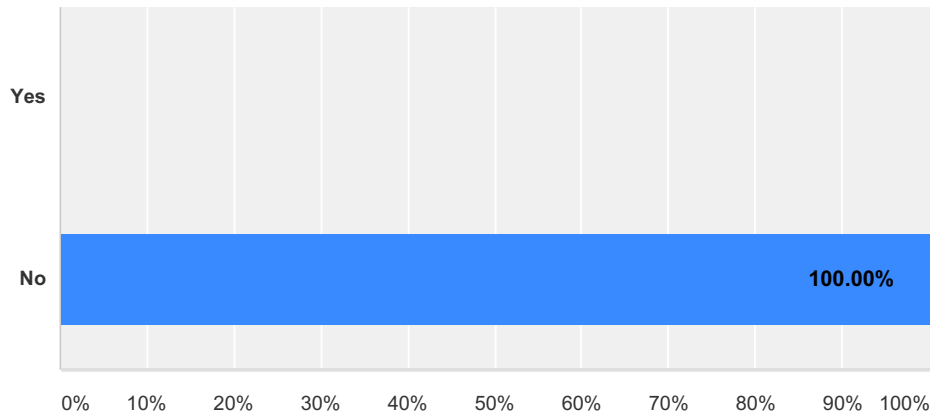
Answered: 6 Skipped: 0



Answer Choices	Responses	
Yes	100.00%	6
No	0.00%	0
<b>Total</b>		<b>6</b>

**Q6 Did you phone your Doctors Surgery before speaking to NHS 111?**

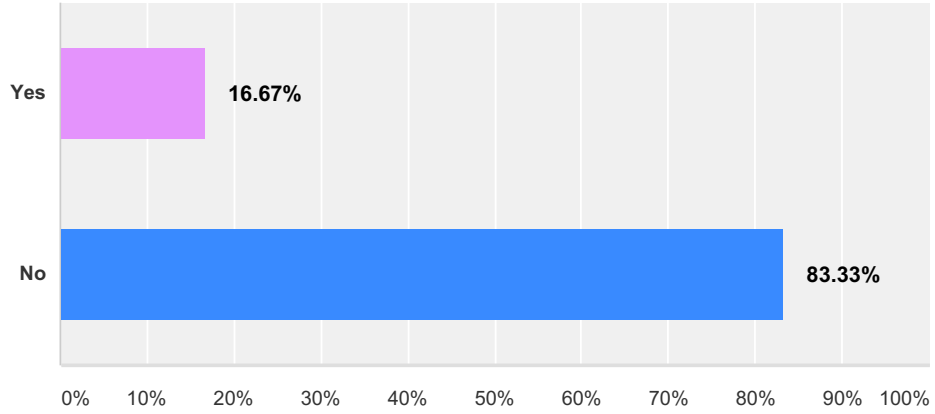
Answered: 6 Skipped: 0



Answer Choices	Responses
Yes	0.00% 0
No	100.00% 6
<b>Total</b>	<b>6</b>

**Q7 Were you advised to come to the Primary Care Centre by another service which was NOT NHS 111?**

Answered: 6 Skipped: 0

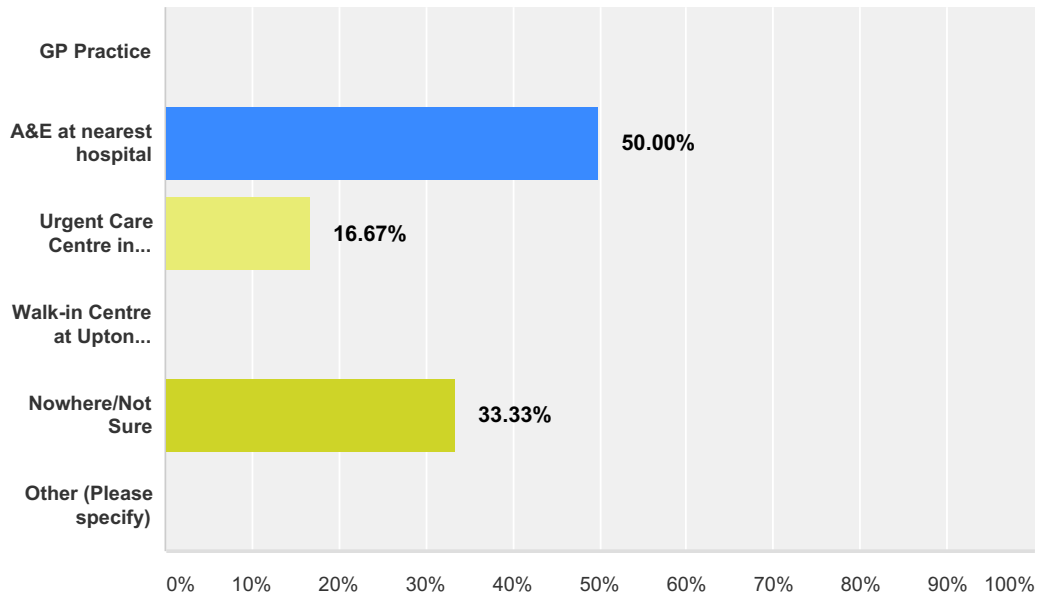


Answer Choices	Responses
Yes	16.67% 1
No	83.33% 5
<b>Total</b>	<b>6</b>

#	If Yes, please give details	Date
	There are no responses.	

### Q8 Where do you think you would have gone if there was no Primary Care Centre?

Answered: 6 Skipped: 0

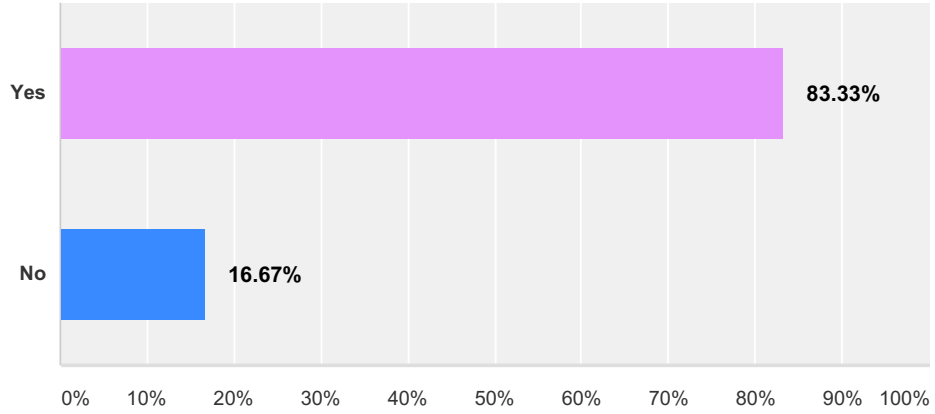


Answer Choices	Responses
GP Practice	0.00% 0
A&E at nearest hospital	50.00% 3
Urgent Care Centre in Bracknell	16.67% 1
Walk-in Centre at Upton Hospital	0.00% 0
Nowhere/Not Sure	33.33% 2
Other (Please specify)	0.00% 0
<b>Total Respondents: 6</b>	

#	Other (Please specify)	Date
	There are no responses.	

**Q9 Did you already know about the Out of Hours Primary Care Centre before attending this time?**

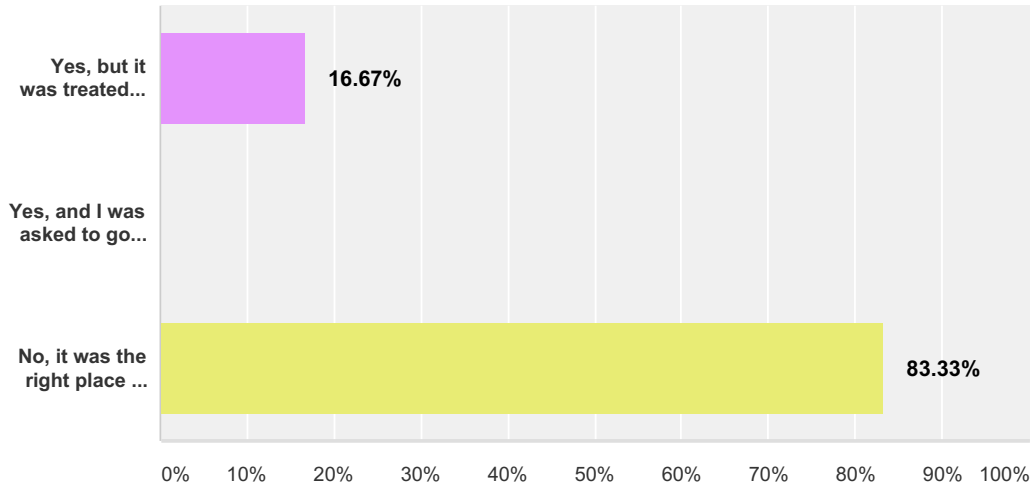
Answered: 6 Skipped: 0



Answer Choices	Responses
Yes	83.33% 5
No	16.67% 1
<b>Total</b>	<b>6</b>

**Q10 When you saw to the Doctor at the Primary Care Centre were you advised that your condition should be treated at a different location, for example, pharmacist, GP, or A&E?**

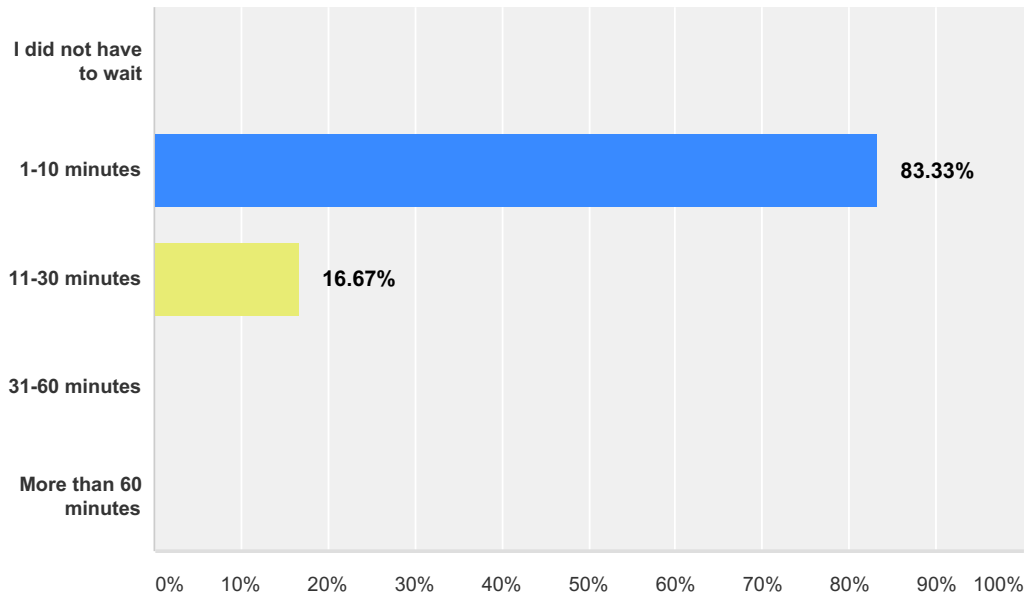
Answered: 6 Skipped: 0



Answer Choices	Responses	
Yes, but it was treated anyway by the GP there and then	16.67%	1
Yes, and I was asked to go there instead	0.00%	0
No, it was the right place to come	83.33%	5
<b>Total</b>		<b>6</b>

**Q11 From the time you arrived, how long did you have to wait to be examined?**

Answered: 6 Skipped: 0

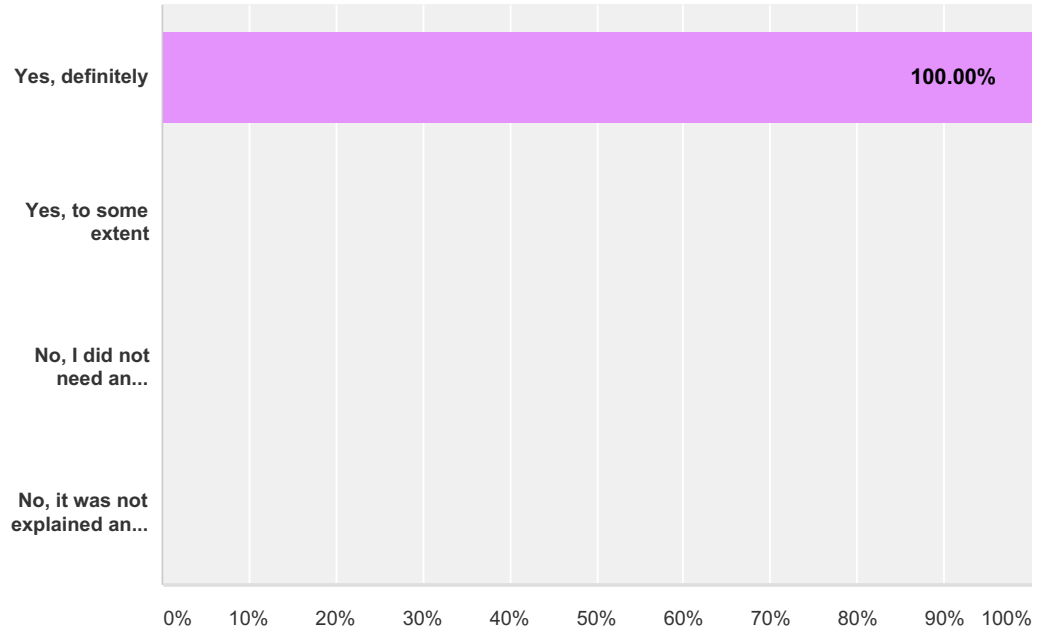


Answer Choices	Responses	Count
I did not have to wait	0.00%	0
1-10 minutes	83.33%	5
11-30 minutes	16.67%	1
31-60 minutes	0.00%	0
More than 60 minutes	0.00%	0
<b>Total</b>		<b>6</b>



**Q12 Did the Doctor explain your condition and treatment in a way you could understand?**

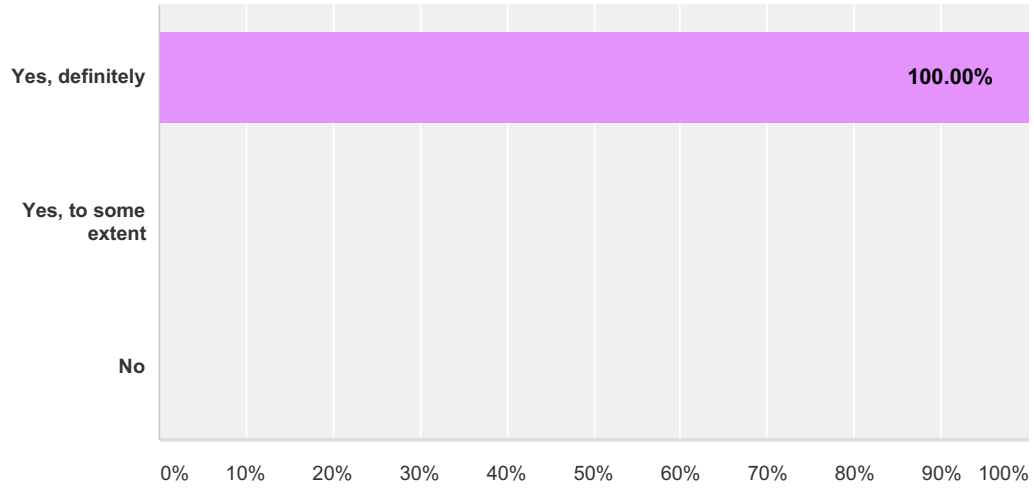
Answered: 6 Skipped: 0



Answer Choices	Responses
Yes, definitely	100.00% 6
Yes, to some extent	0.00% 0
No, I did not need an explanation	0.00% 0
No, it was not explained and it should have been	0.00% 0
<b>Total</b>	<b>6</b>

**Q13 Were you treated with courtesy and respect by the healthcare professional who attended to you?**

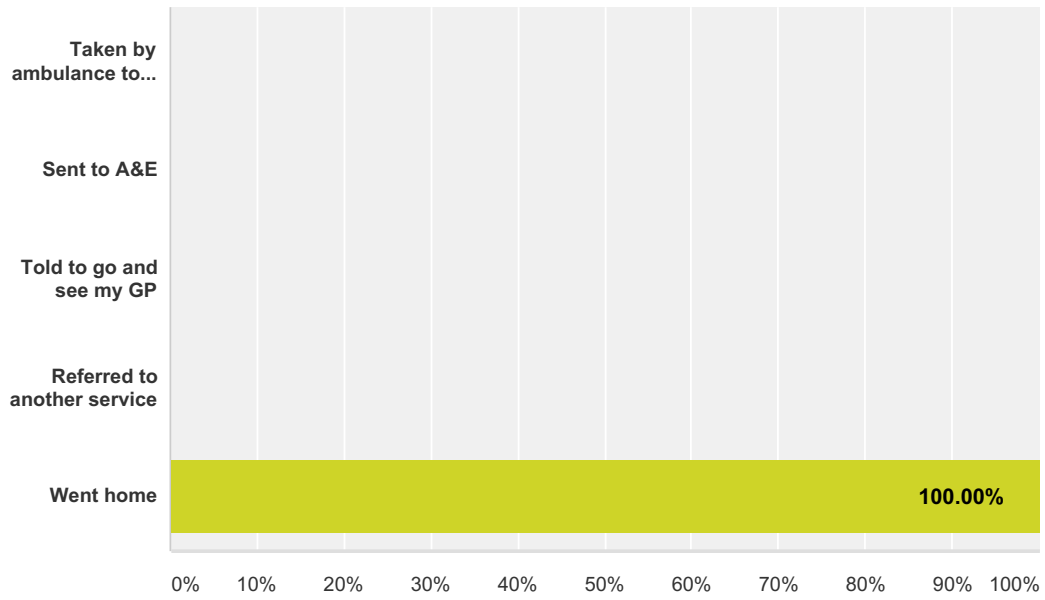
Answered: 6 Skipped: 0



Answer Choices	Responses	
Yes, definitely	100.00%	6
Yes, to some extent	0.00%	0
No	0.00%	0
<b>Total</b>		<b>6</b>

### Q14 What happened at the end of your visit to the Primary Care Centre?

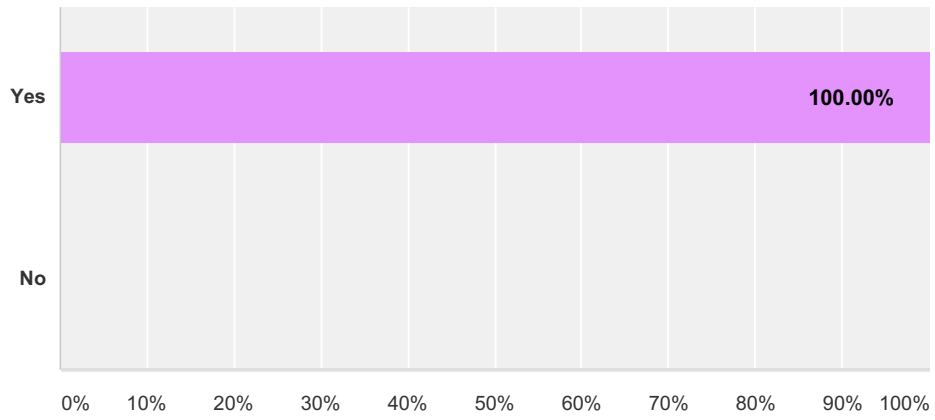
Answered: 6 Skipped: 0



Answer Choices	Responses
Taken by ambulance to A&E	0.00% 0
Sent to A&E	0.00% 0
Told to go and see my GP	0.00% 0
Referred to another service	0.00% 0
Went home	100.00% 6
<b>Total Respondents: 6</b>	

**Q15 Were you told what to expect in the next few days and what to do if necessary?**

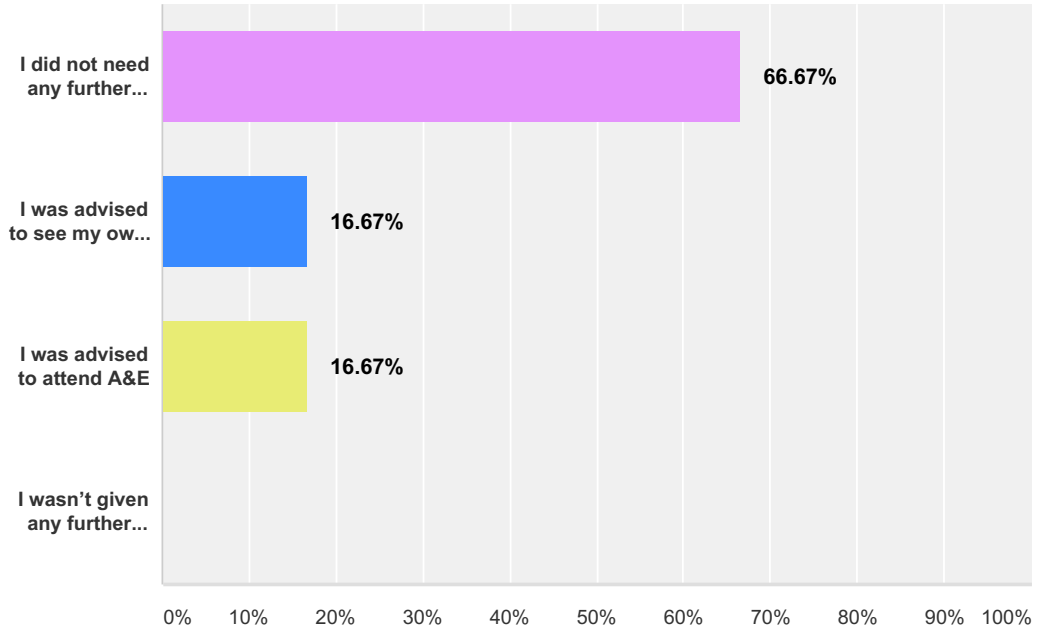
Answered: 6 Skipped: 0



Answer Choices	Responses
Yes	100.00% 6
No	0.00% 0
<b>Total</b>	<b>6</b>

**Q16 Were you given the details of someone you could contact in case you had concerns after you left the Primary Care Centre?**

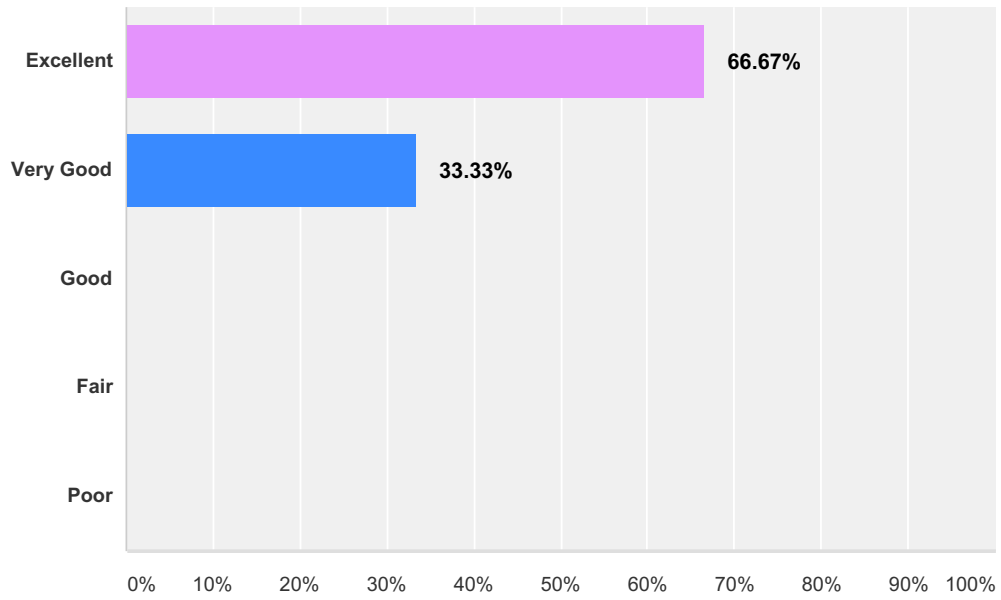
Answered: 6 Skipped: 0



Answer Choices	Responses	Count
I did not need any further details	66.67%	4
I was advised to see my own GP	16.67%	1
I was advised to attend A&E	16.67%	1
I wasn't given any further advice	0.00%	0
<b>Total Respondents: 6</b>		

### Q17 How would you rate the service you received while at the Primary Care Centre?

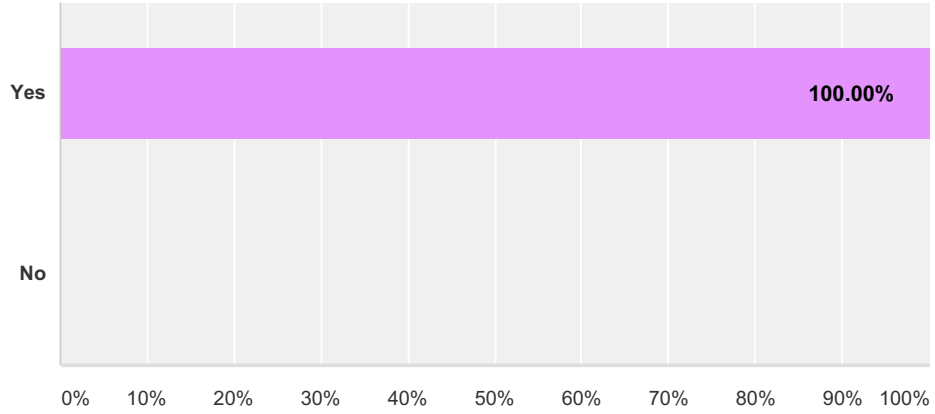
Answered: 6 Skipped: 0



Answer Choices	Responses
Excellent	66.67% 4
Very Good	33.33% 2
Good	0.00% 0
Fair	0.00% 0
Poor	0.00% 0
<b>Total</b>	<b>6</b>

**Q18 if you needed medical attention, would you be happy to attend the Primary Care Centre again?**

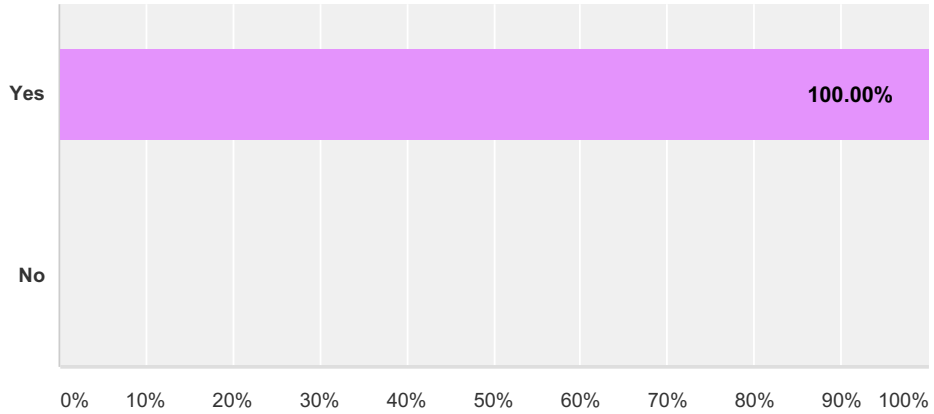
Answered: 6 Skipped: 0



Answer Choices	Responses
Yes	100.00% 6
No	0.00% 0
<b>Total</b>	<b>6</b>

**Q19 If any of your friends, family or people you know needed medical attention would you be happy for them to attend this Primary Care Centre?**

Answered: 6 Skipped: 0



Answer Choices	Responses	
Yes	100.00%	6
No	0.00%	0
<b>Total</b>		<b>6</b>