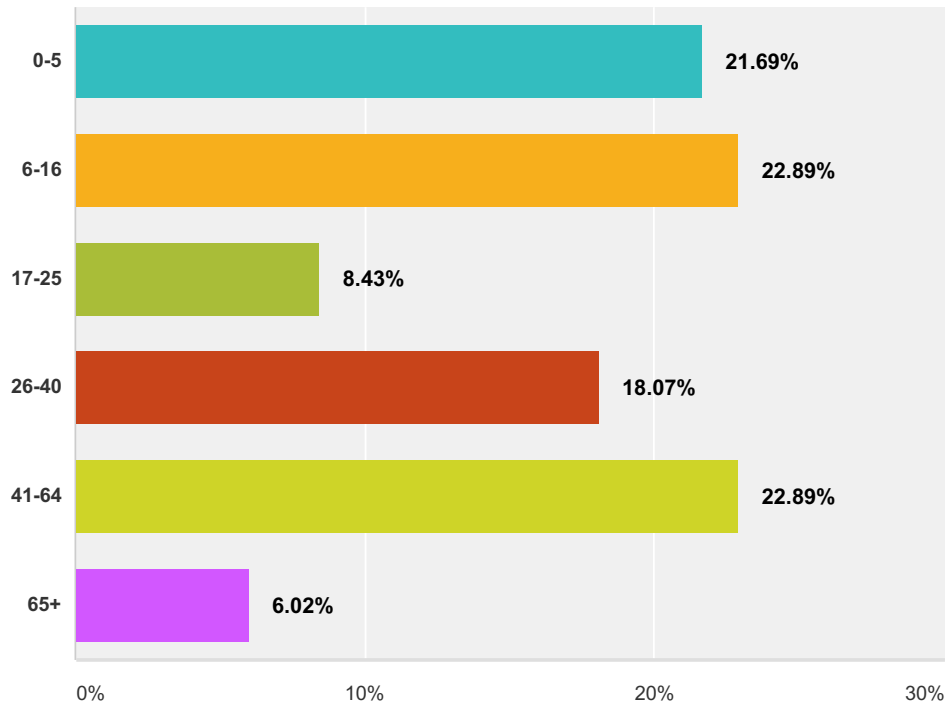


### Q3 What age group is the patient? (if you are the patient please note your own age)

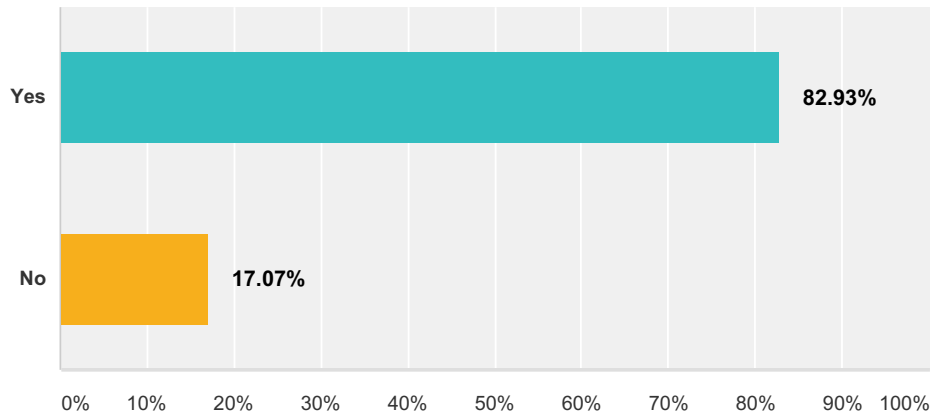
Answered: 83 Skipped: 1



Answer Choices	Responses
0-5	21.69% 18
6-16	22.89% 19
17-25	8.43% 7
26-40	18.07% 15
41-64	22.89% 19
65+	6.02% 5
<b>Total</b>	<b>83</b>

### Q5 Did you speak to NHS 111 before coming to the Primary Care Centre?

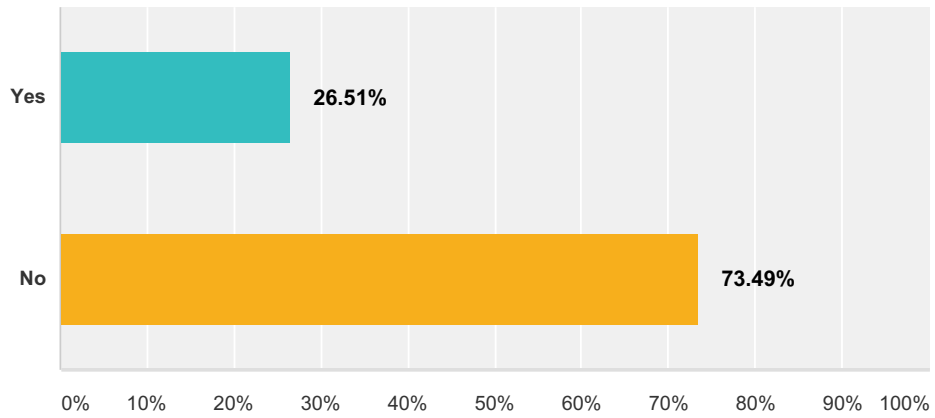
Answered: 82 Skipped: 2



Answer Choices	Responses	
Yes	82.93%	68
No	17.07%	14
<b>Total</b>		<b>82</b>

### Q6 Did you phone your Doctors Surgery before speaking to NHS 111?

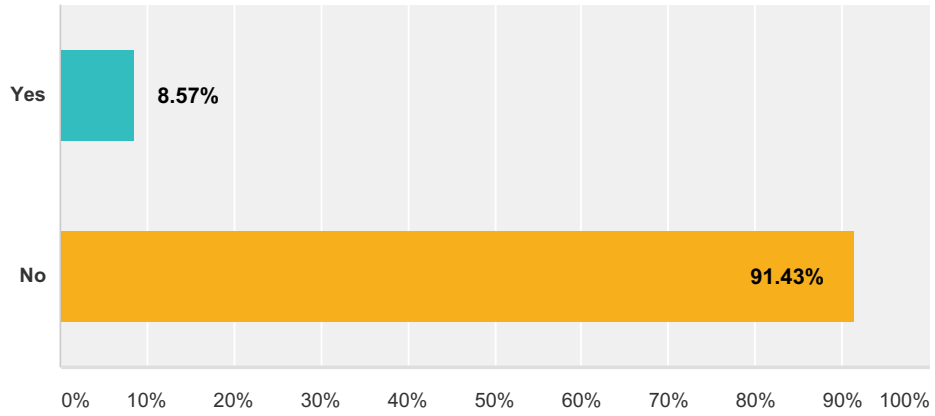
Answered: 83 Skipped: 1



Answer Choices	Responses
Yes	26.51% 22
No	73.49% 61
<b>Total</b>	<b>83</b>

**Q7 Were you advised to come to the Primary Care Centre by another service which was NOT NHS 111?**

Answered: 70 Skipped: 14

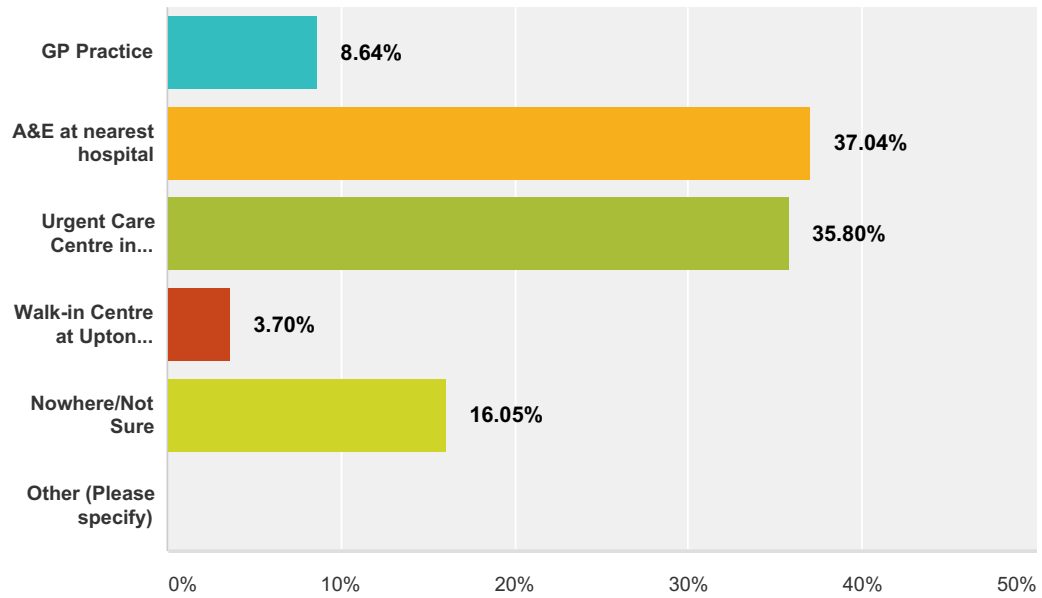


Answer Choices	Responses
Yes	8.57% 6
No	91.43% 64
<b>Total</b>	<b>70</b>

#	If Yes, please give details	Date
1	RANF SEBDOC NUMBER	8/20/2014 1:25 AM
2	AMBULANCE	8/20/2014 1:23 AM
3	NHS WALK IN UPTON	7/21/2014 3:57 AM

### Q8 Where do you think you would have gone if there was no Primary Care Centre?

Answered: 81 Skipped: 3

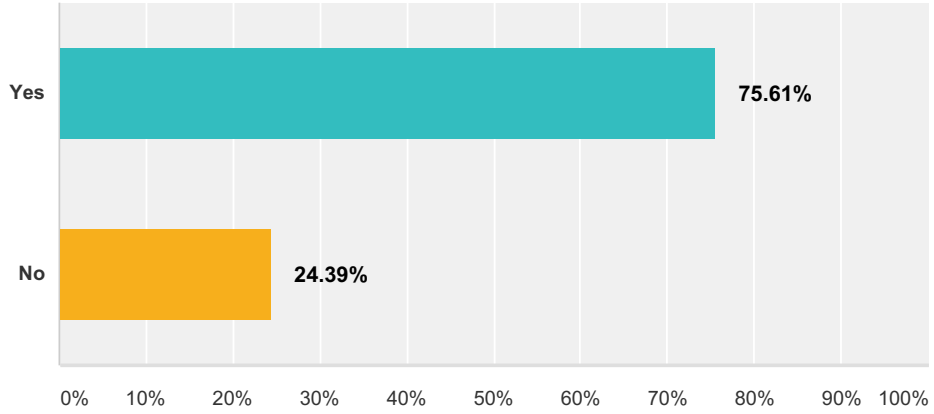


Answer Choices	Responses
GP Practice	8.64% 7
A&E at nearest hospital	37.04% 30
Urgent Care Centre in Bracknell	35.80% 29
Walk-in Centre at Upton Hospital	3.70% 3
Nowhere/Not Sure	16.05% 13
Other (Please specify)	0.00% 0
<b>Total Respondents: 81</b>	

#	Other (Please specify)	Date
	There are no responses.	

**Q9 Did you already know about the Out of Hours Primary Care Centre before attending this time?**

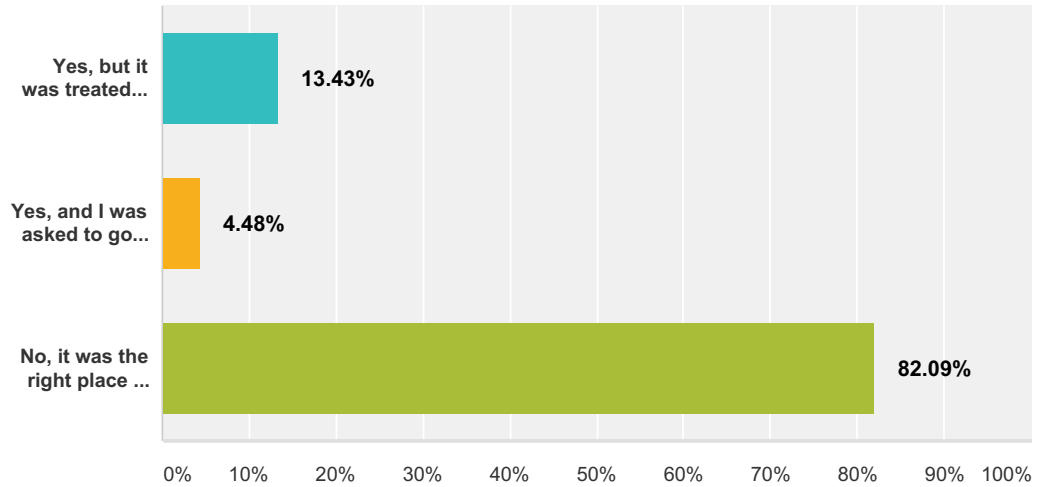
Answered: 82 Skipped: 2



Answer Choices	Responses	
Yes	75.61%	62
No	24.39%	20
<b>Total</b>		<b>82</b>

**Q10 When you saw to the Doctor at the Primary Care Centre were you advised that your condition should be treated at a different location, for example, pharmacist, GP, or A&E?**

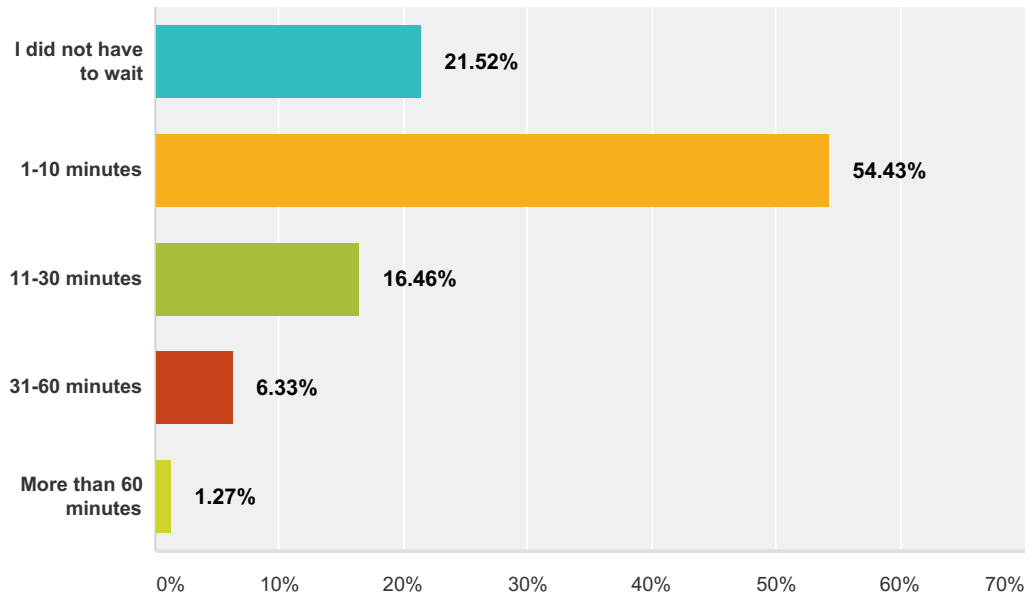
Answered: 67 Skipped: 17



Answer Choices	Responses
Yes, but it was treated anyway by the GP there and then	13.43% 9
Yes, and I was asked to go there instead	4.48% 3
No, it was the right place to come	82.09% 55
<b>Total</b>	<b>67</b>

### Q11 From the time you arrived, how long did you have to wait to be examined?

Answered: 79 Skipped: 5

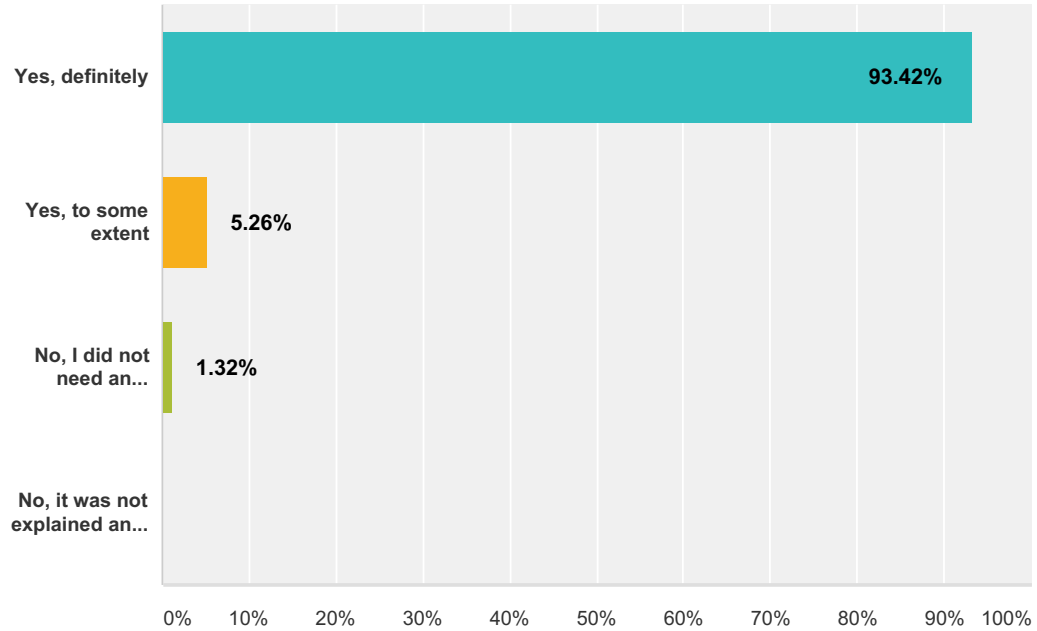


Answer Choices	Responses	Count
I did not have to wait	21.52%	17
1-10 minutes	54.43%	43
11-30 minutes	16.46%	13
31-60 minutes	6.33%	5
More than 60 minutes	1.27%	1
<b>Total</b>		<b>79</b>



### Q12 Did the Doctor explain your condition and treatment in a way you could understand?

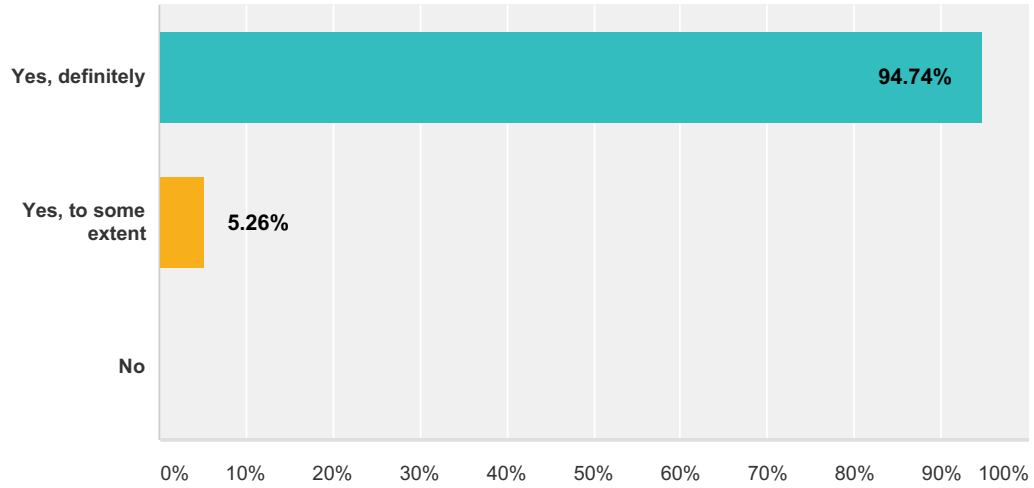
Answered: 76 Skipped: 8



Answer Choices	Responses	
Yes, definitely	93.42%	71
Yes, to some extent	5.26%	4
No, I did not need an explanation	1.32%	1
No, it was not explained and it should have been	0.00%	0
<b>Total</b>		<b>76</b>

### Q13 Were you treated with courtesy and respect by the healthcare professional who attended to you?

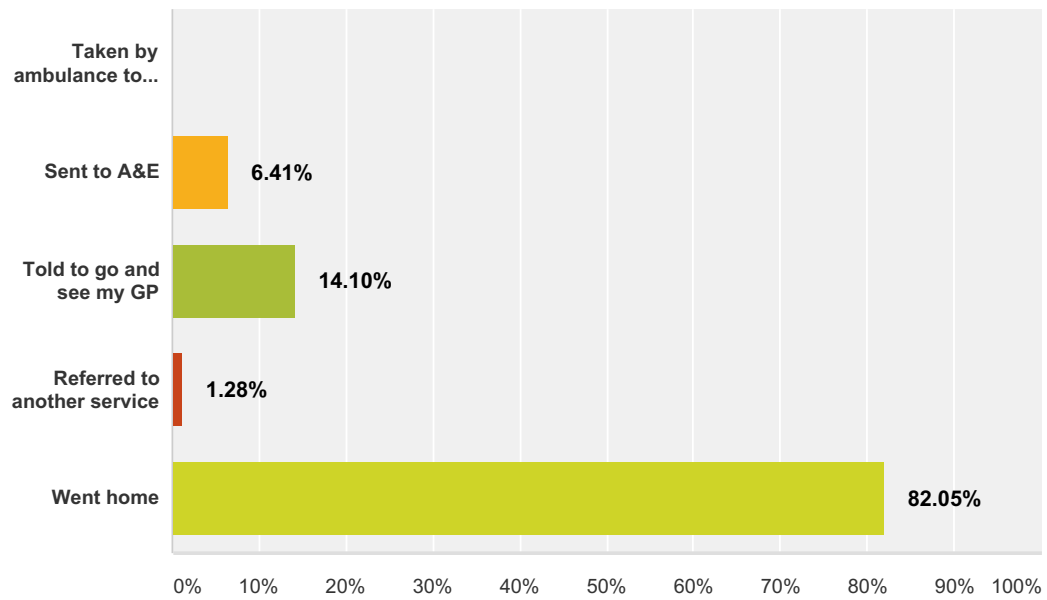
Answered: 76 Skipped: 8



Answer Choices	Responses	
Yes, definitely	94.74%	72
Yes, to some extent	5.26%	4
No	0.00%	0
<b>Total</b>		<b>76</b>

### Q14 What happened at the end of your visit to the Primary Care Centre?

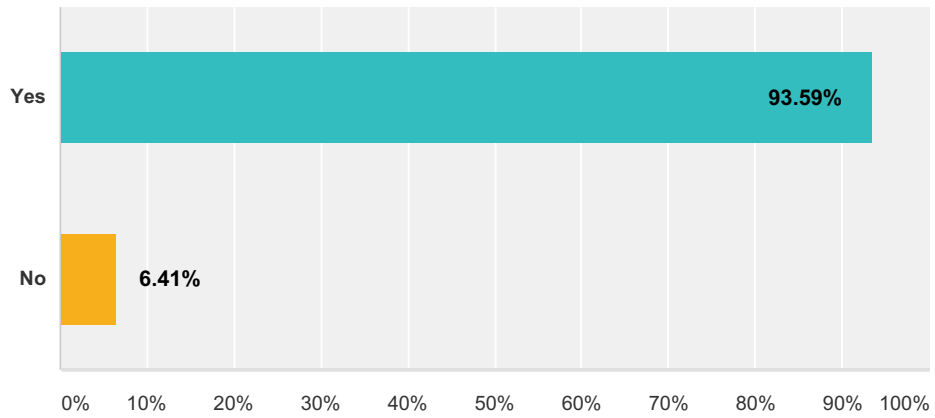
Answered: 78 Skipped: 6



Answer Choices	Responses
Taken by ambulance to A&E	0.00% 0
Sent to A&E	6.41% 5
Told to go and see my GP	14.10% 11
Referred to another service	1.28% 1
Went home	82.05% 64
<b>Total Respondents: 78</b>	

### Q15 Were you told what to expect in the next few days and what to do if necessary?

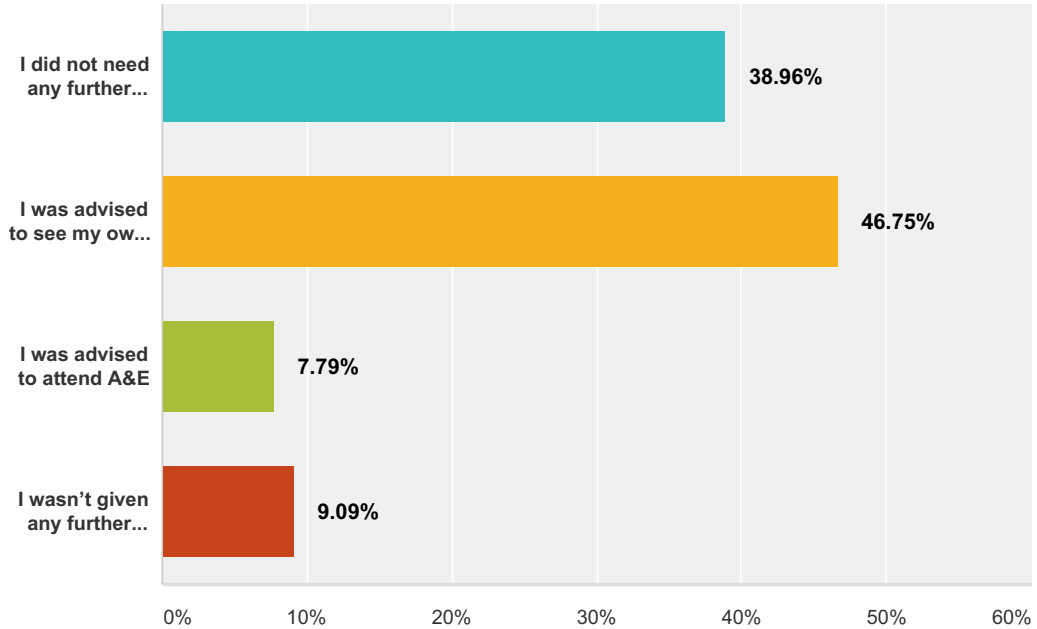
Answered: 78 Skipped: 6



Answer Choices	Responses
Yes	93.59% 73
No	6.41% 5
<b>Total</b>	<b>78</b>

**Q16 Were you given the details of someone you could contact in case you had concerns after you left the Primary Care Centre?**

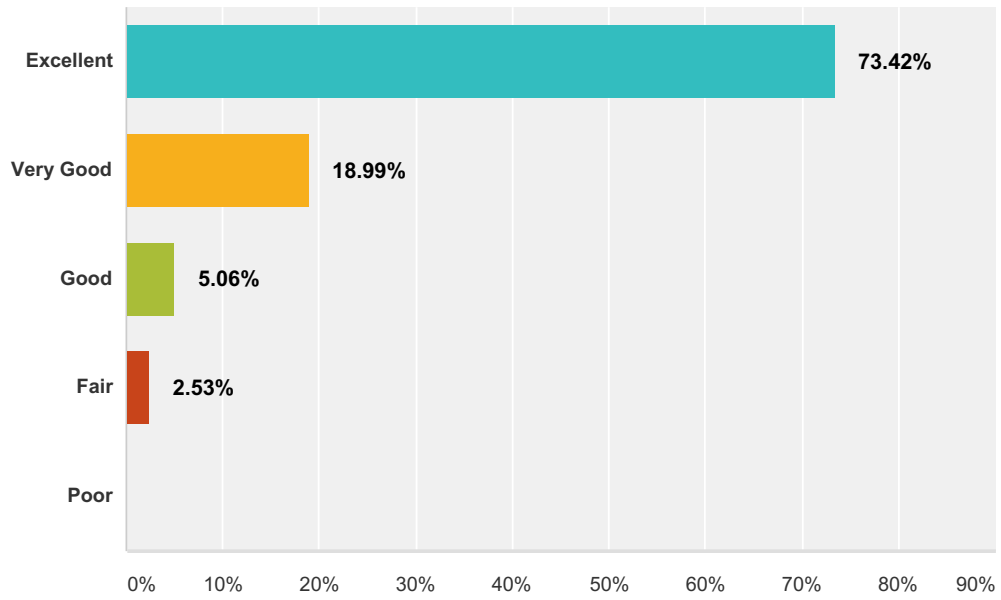
Answered: 77 Skipped: 7



Answer Choices	Responses	Count
I did not need any further details	38.96%	30
I was advised to see my own GP	46.75%	36
I was advised to attend A&E	7.79%	6
I wasn't given any further advice	9.09%	7
<b>Total Respondents: 77</b>		

### Q17 How would you rate the service you received while at the Primary Care Centre?

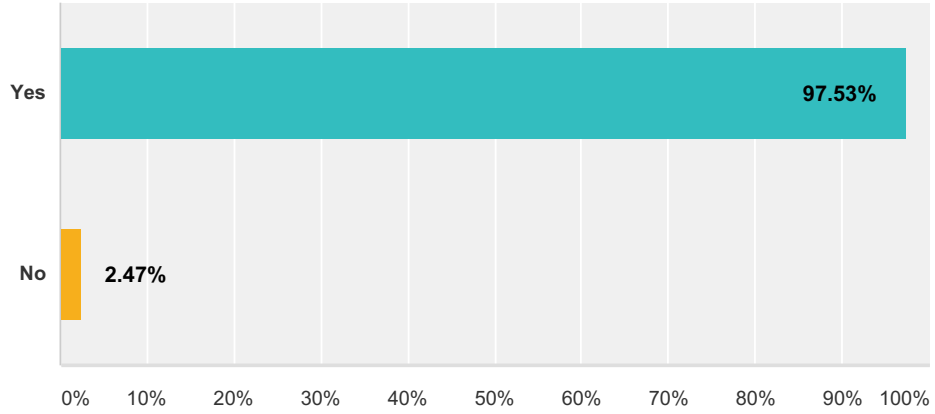
Answered: 79 Skipped: 5



Answer Choices	Responses	Count
Excellent	73.42%	58
Very Good	18.99%	15
Good	5.06%	4
Fair	2.53%	2
Poor	0.00%	0
<b>Total</b>		<b>79</b>

**Q18 if you needed medical attention, would you be happy to attend the Primary Care Centre again?**

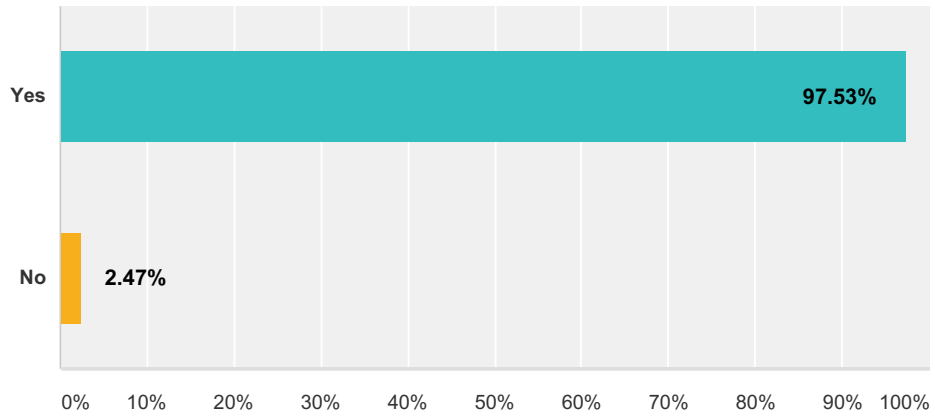
Answered: 81 Skipped: 3



Answer Choices	Responses	
Yes	97.53%	79
No	2.47%	2
<b>Total</b>		<b>81</b>

**Q19 If any of your friends, family or people you know needed medical attention would you be happy for them to attend this Primary Care Centre?**

Answered: 81 Skipped: 3



Answer Choices	Responses	
Yes	97.53%	79
No	2.47%	2
<b>Total</b>		<b>81</b>