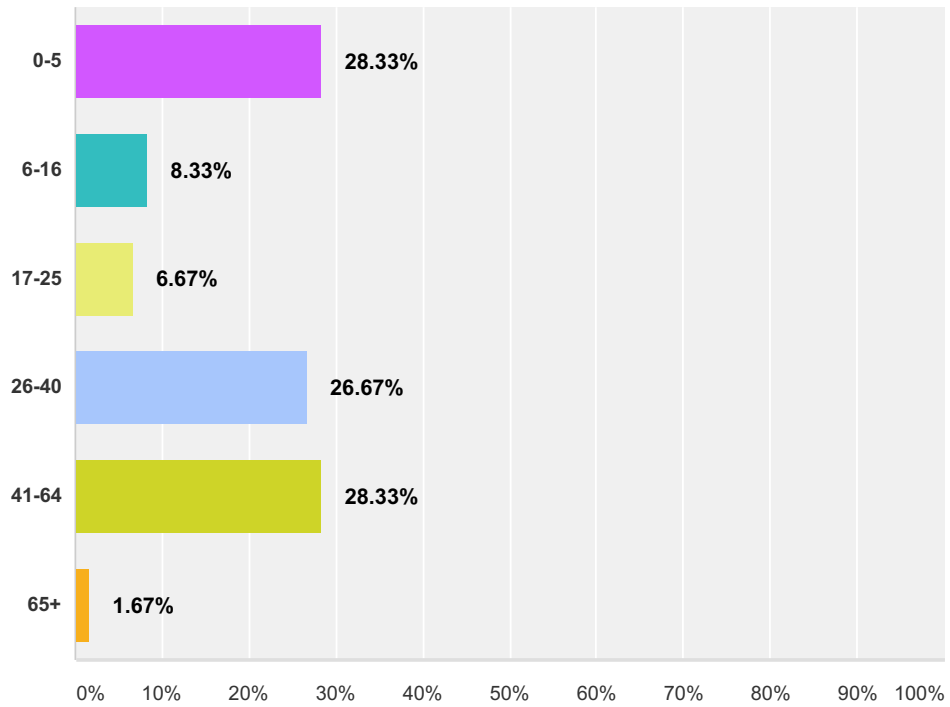


Q3 What age group is the patient? (if you are the patient please note your own age)

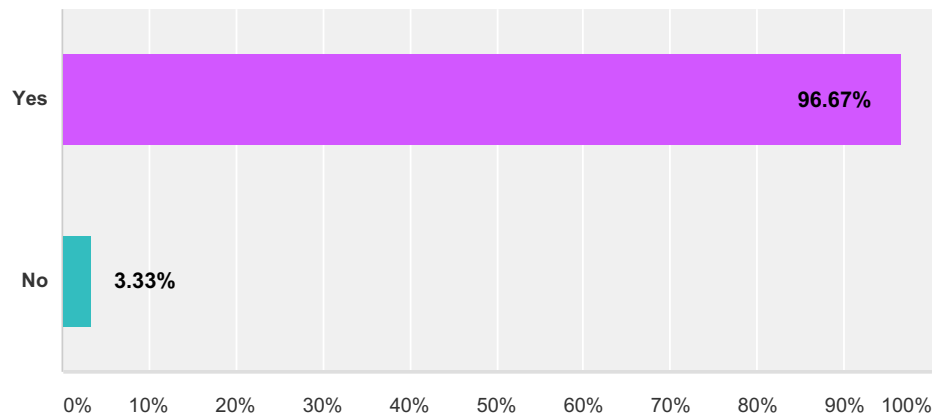
Answered: 60 Skipped: 0



Answer Choices	Responses
0-5	28.33% 17
6-16	8.33% 5
17-25	6.67% 4
26-40	26.67% 16
41-64	28.33% 17
65+	1.67% 1
Total	60

Q5 Did you speak to NHS 111 before coming to the Primary Care Centre?

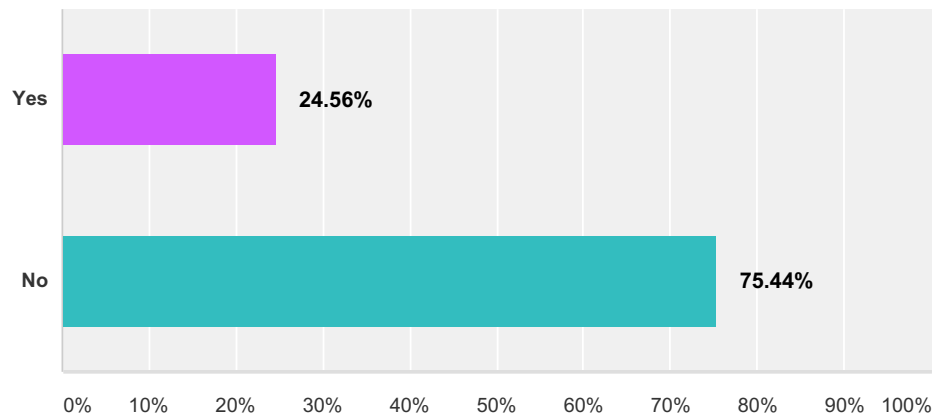
Answered: 60 Skipped: 0



Answer Choices	Responses	
Yes	96.67%	58
No	3.33%	2
Total		60

Q6 Did you phone your Doctors Surgery before speaking to NHS 111?

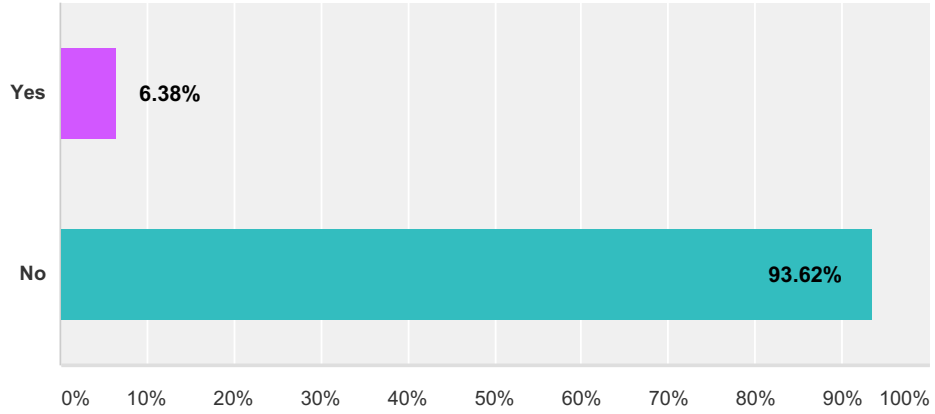
Answered: 57 Skipped: 3



Answer Choices	Responses
Yes	24.56% 14
No	75.44% 43
Total	57

Q7 Were you advised to come to the Primary Care Centre by another service which was NOT NHS 111?

Answered: 47 Skipped: 13

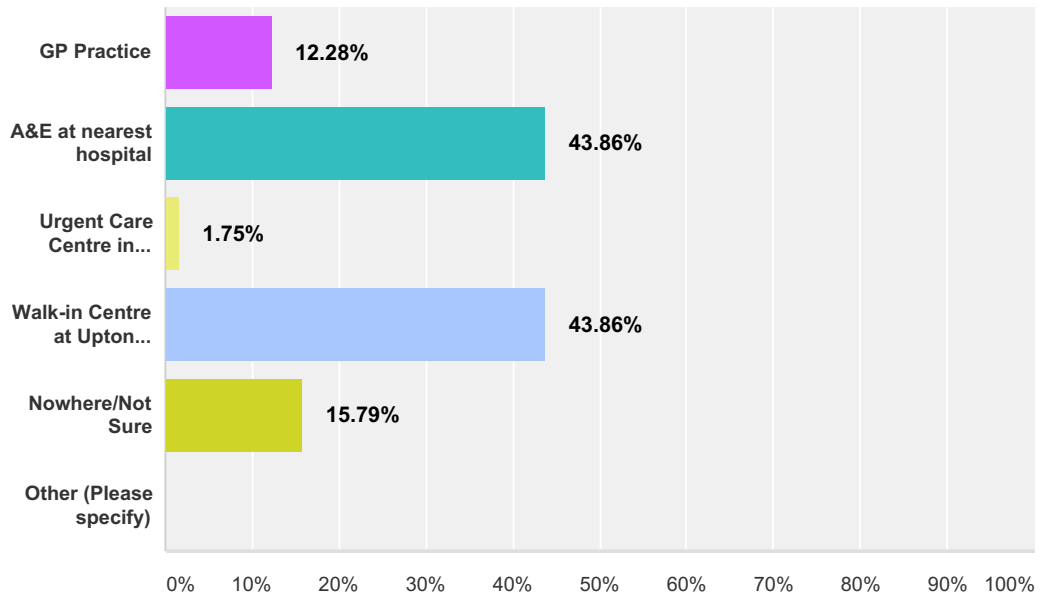


Answer Choices	Responses
Yes	6.38% 3
No	93.62% 44
Total	47

#	If Yes, please give details	Date
	There are no responses.	

Q8 Where do you think you would have gone if there was no Primary Care Centre?

Answered: 57 Skipped: 3

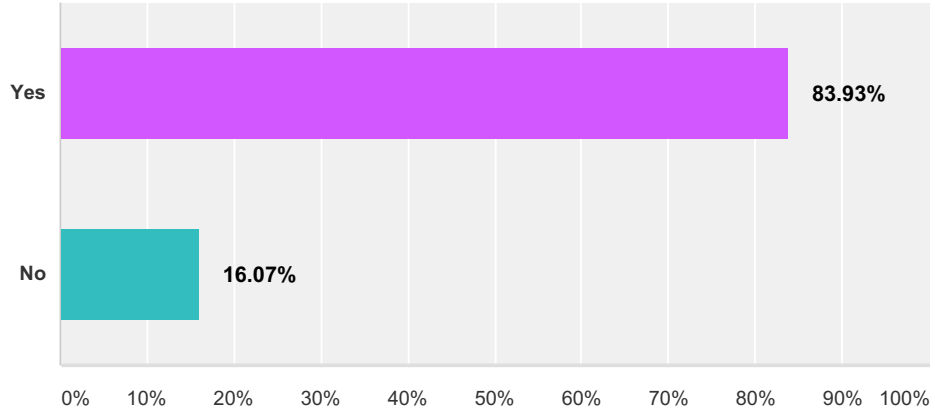


Answer Choices	Responses
GP Practice	12.28% 7
A&E at nearest hospital	43.86% 25
Urgent Care Centre in Bracknell	1.75% 1
Walk-in Centre at Upton Hospital	43.86% 25
Nowhere/Not Sure	15.79% 9
Other (Please specify)	0.00% 0
Total Respondents: 57	

#	Other (Please specify)	Date
	There are no responses.	

Q9 Did you already know about the Out of Hours Primary Care Centre before attending this time?

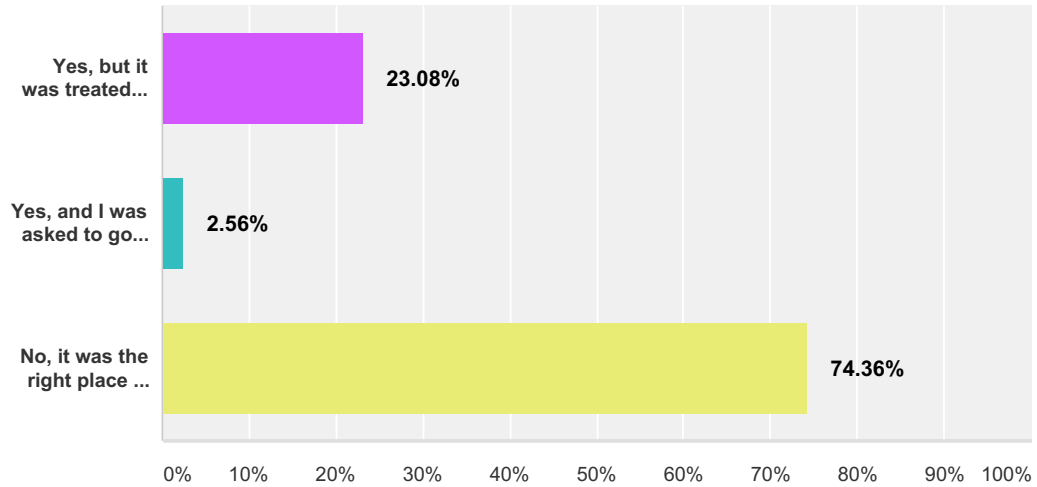
Answered: 56 Skipped: 4



Answer Choices	Responses	
Yes	83.93%	47
No	16.07%	9
Total		56

Q10 When you saw to the Doctor at the Primary Care Centre were you advised that your condition should be treated at a different location, for example, pharmacist, GP, or A&E?

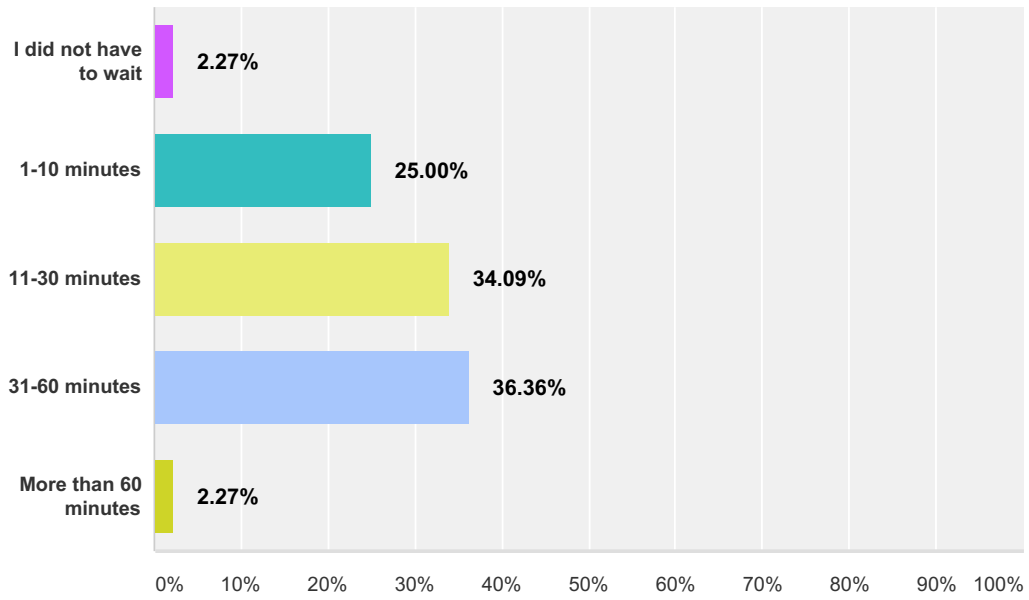
Answered: 39 Skipped: 21



Answer Choices	Responses
Yes, but it was treated anyway by the GP there and then	23.08% 9
Yes, and I was asked to go there instead	2.56% 1
No, it was the right place to come	74.36% 29
Total	39

Q11 From the time you arrived, how long did you have to wait to be examined?

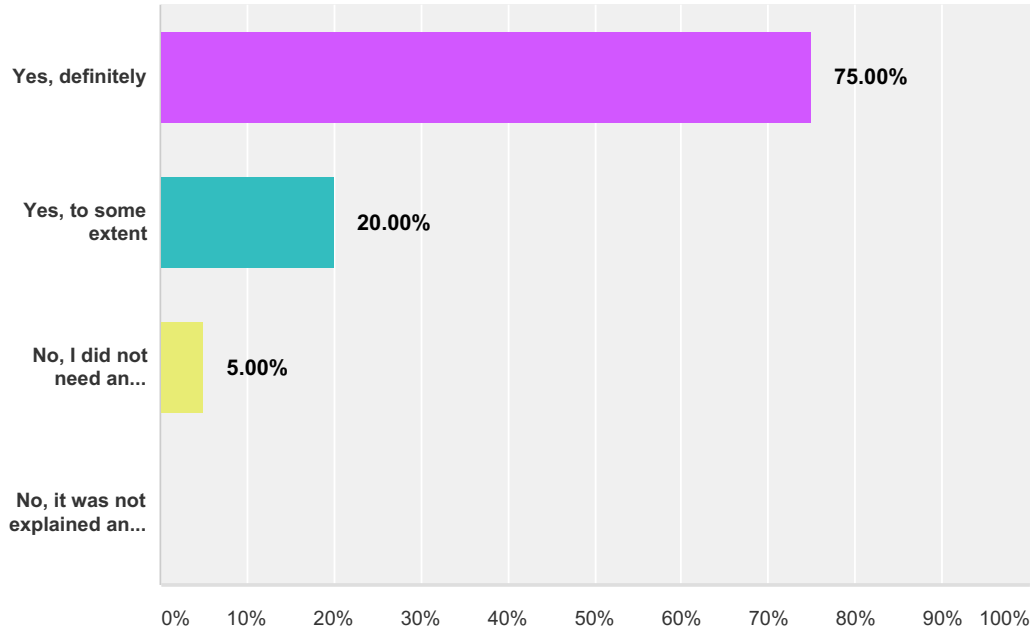
Answered: 44 Skipped: 16



Answer Choices	Responses
I did not have to wait	2.27% 1
1-10 minutes	25.00% 11
11-30 minutes	34.09% 15
31-60 minutes	36.36% 16
More than 60 minutes	2.27% 1
Total	44

Q12 Did the Doctor explain your condition and treatment in a way you could understand?

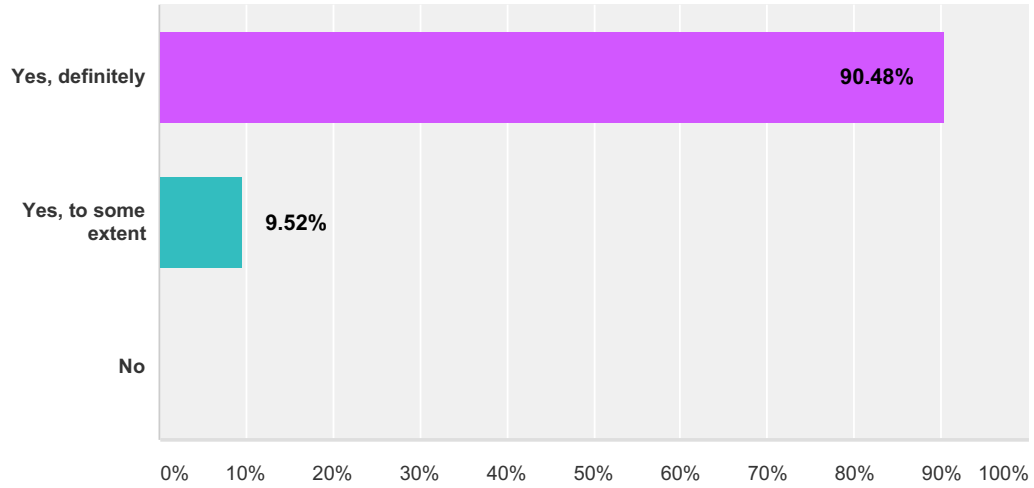
Answered: 40 Skipped: 20



Answer Choices	Responses
Yes, definitely	75.00% 30
Yes, to some extent	20.00% 8
No, I did not need an explanation	5.00% 2
No, it was not explained and it should have been	0.00% 0
Total	40

Q13 Were you treated with courtesy and respect by the healthcare professional who attended to you?

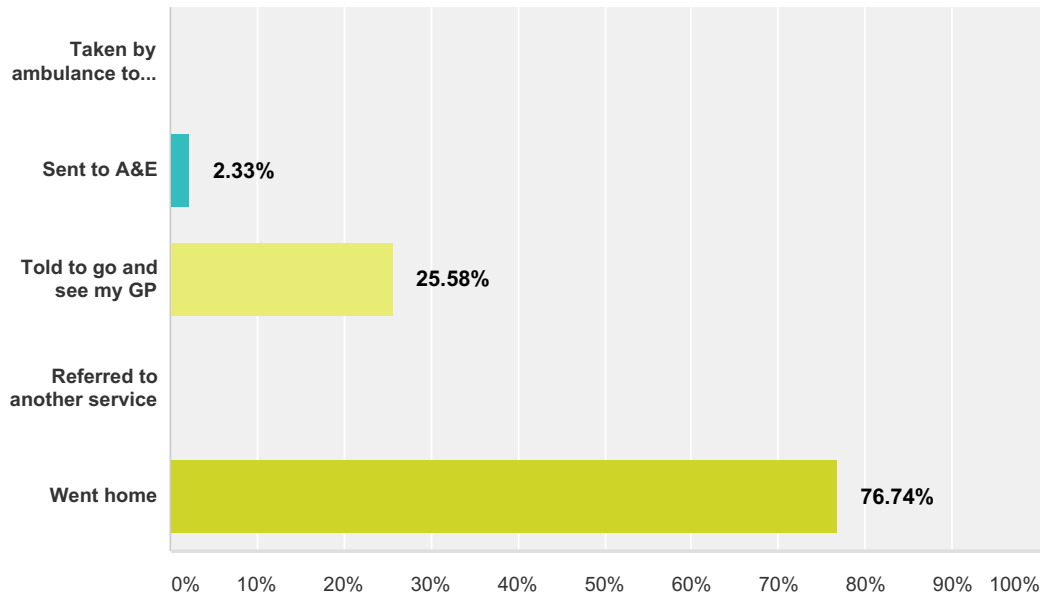
Answered: 42 Skipped: 18



Answer Choices	Responses	Count
Yes, definitely	90.48%	38
Yes, to some extent	9.52%	4
No	0.00%	0
Total		42

Q14 What happened at the end of your visit to the Primary Care Centre?

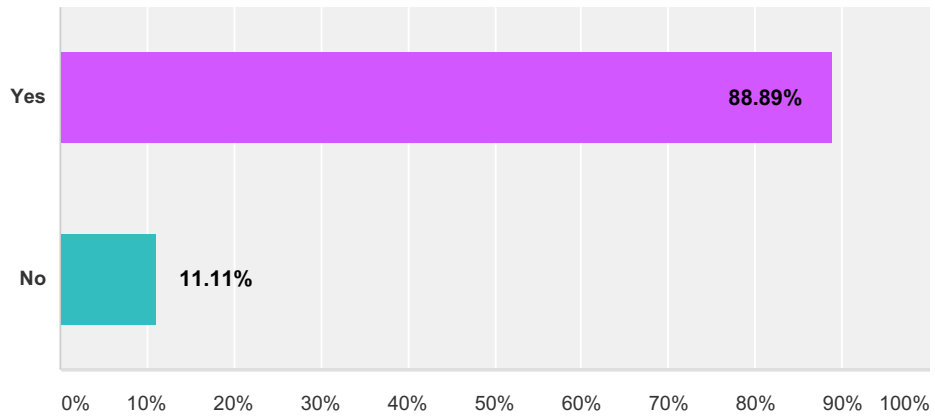
Answered: 43 Skipped: 17



Answer Choices	Responses
Taken by ambulance to A&E	0.00% 0
Sent to A&E	2.33% 1
Told to go and see my GP	25.58% 11
Referred to another service	0.00% 0
Went home	76.74% 33
Total Respondents: 43	

Q15 Were you told what to expect in the next few days and what to do if necessary?

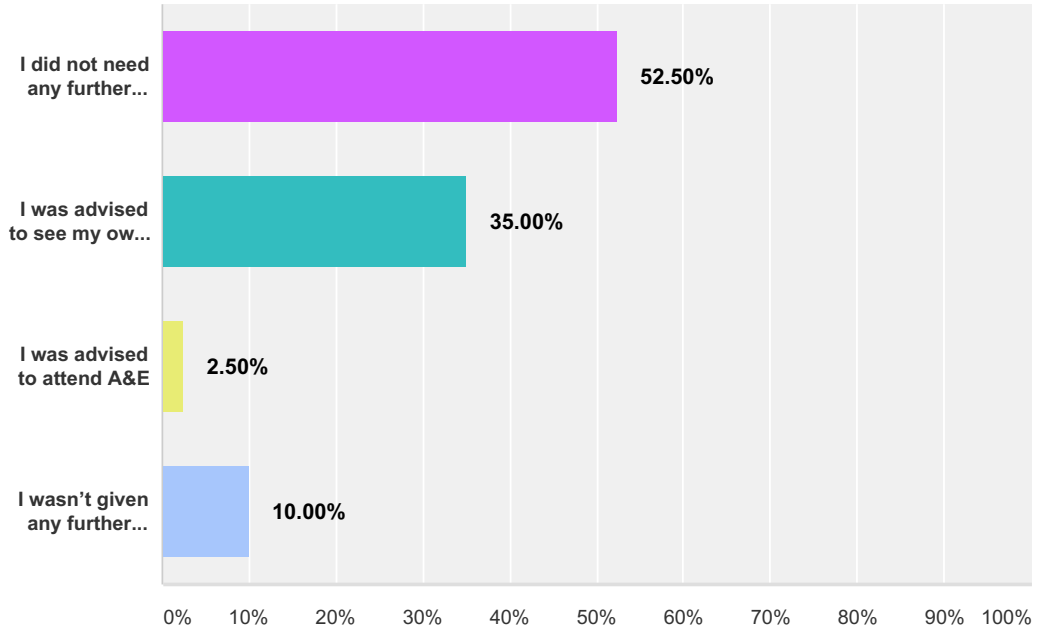
Answered: 36 Skipped: 24



Answer Choices	Responses
Yes	88.89% 32
No	11.11% 4
Total	36

Q16 Were you given the details of someone you could contact in case you had concerns after you left the Primary Care Centre?

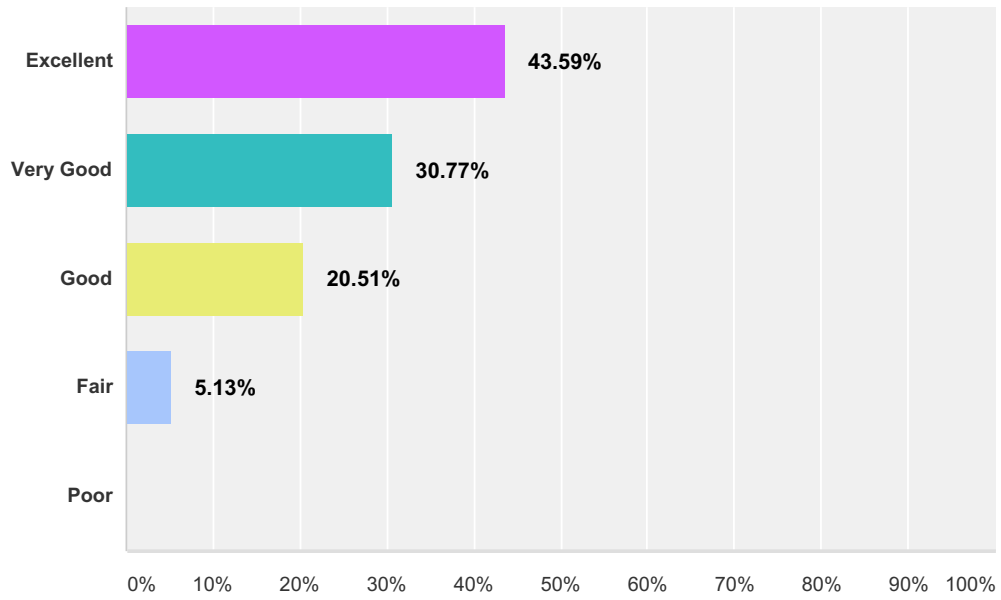
Answered: 40 Skipped: 20



Answer Choices	Responses	
I did not need any further details	52.50%	21
I was advised to see my own GP	35.00%	14
I was advised to attend A&E	2.50%	1
I wasn't given any further advice	10.00%	4
Total Respondents: 40		

Q17 How would you rate the service you received while at the Primary Care Centre?

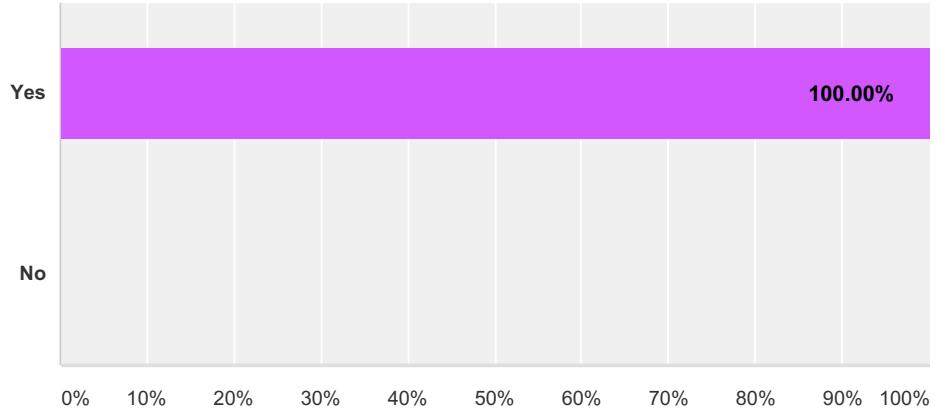
Answered: 39 Skipped: 21



Answer Choices	Responses
Excellent	43.59% 17
Very Good	30.77% 12
Good	20.51% 8
Fair	5.13% 2
Poor	0.00% 0
Total	39

Q18 if you needed medical attention, would you be happy to attend the Primary Care Centre again?

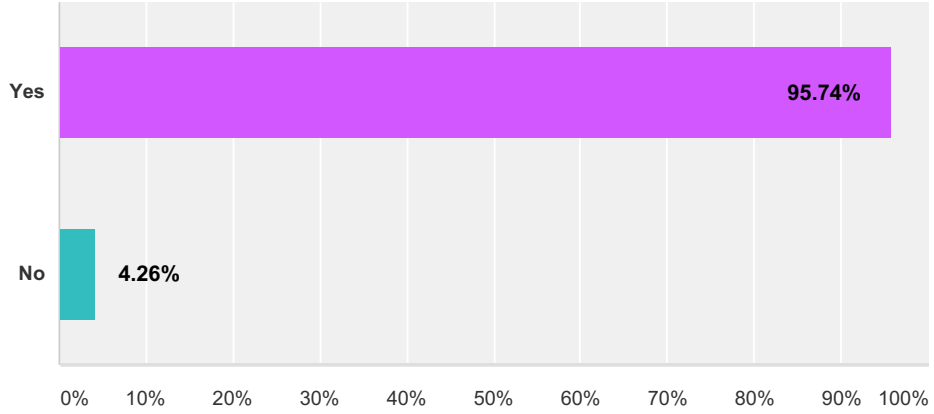
Answered: 47 Skipped: 13



Answer Choices	Responses	
Yes	100.00%	47
No	0.00%	0
Total		47

Q19 If any of your friends, family or people you know needed medical attention would you be happy for them to attend this Primary Care Centre?

Answered: 47 Skipped: 13



Answer Choices	Responses	
Yes	95.74%	45
No	4.26%	2
Total		47