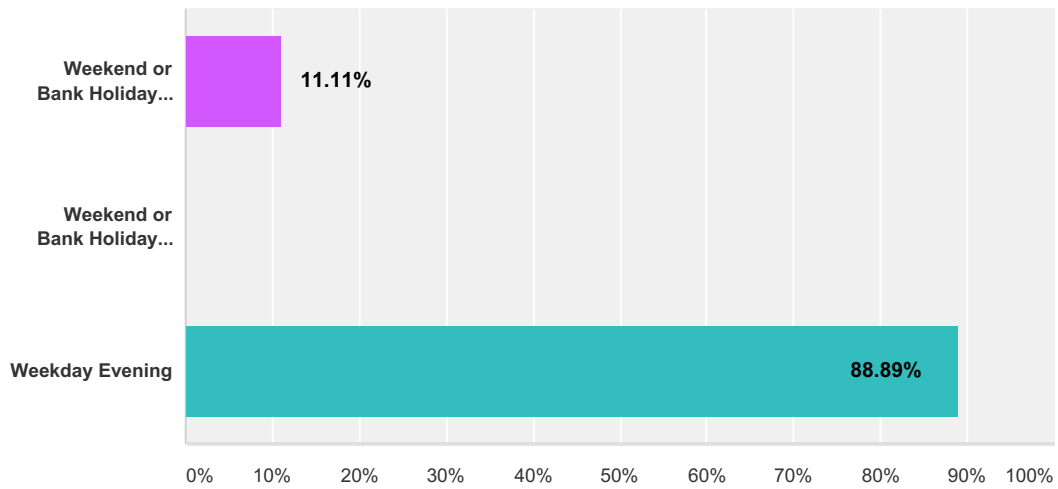


## Q2 At what time of the day did you attend the Primary Care Centre?

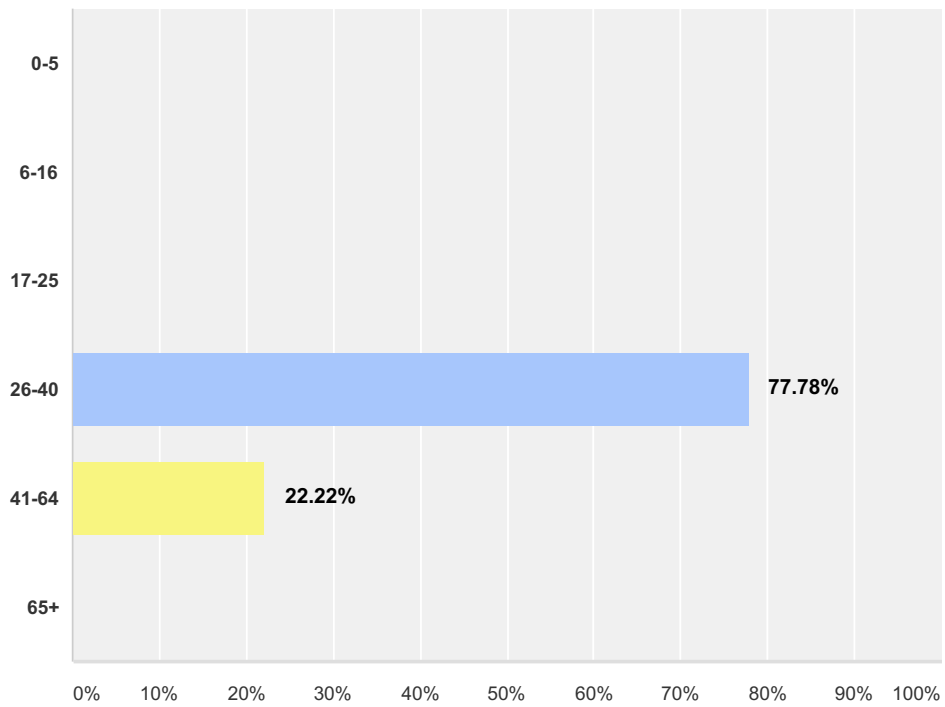
Answered: 9 Skipped: 4



Answer Choices	Responses	Count
Weekend or Bank Holiday Daytime	11.11%	1
Weekend or Bank Holiday Evening	0.00%	0
Weekday Evening	88.89%	8
<b>Total</b>		<b>9</b>

### Q3 What age group is the patient? (if you are the patient please note your own age)

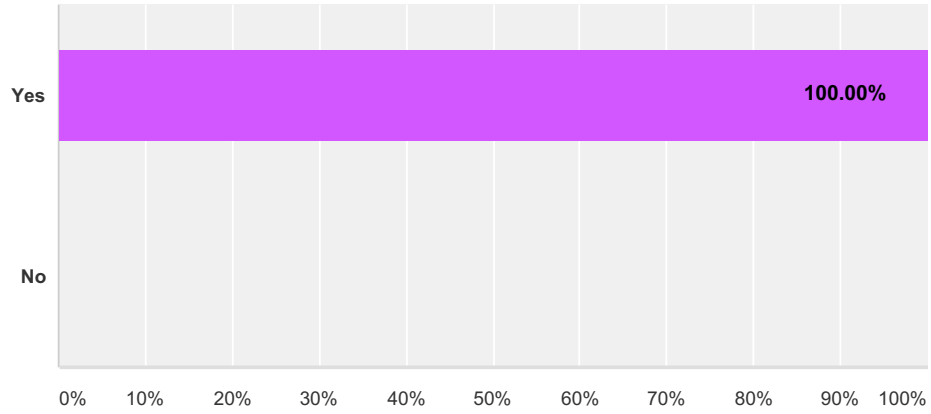
Answered: 9 Skipped: 4



Answer Choices	Responses
0-5	0.00% 0
6-16	0.00% 0
17-25	0.00% 0
26-40	77.78% 7
41-64	22.22% 2
65+	0.00% 0
<b>Total</b>	<b>9</b>

### Q5 Did you speak to the NHS 111 service on the telephone before coming to the Primary Care Centre?

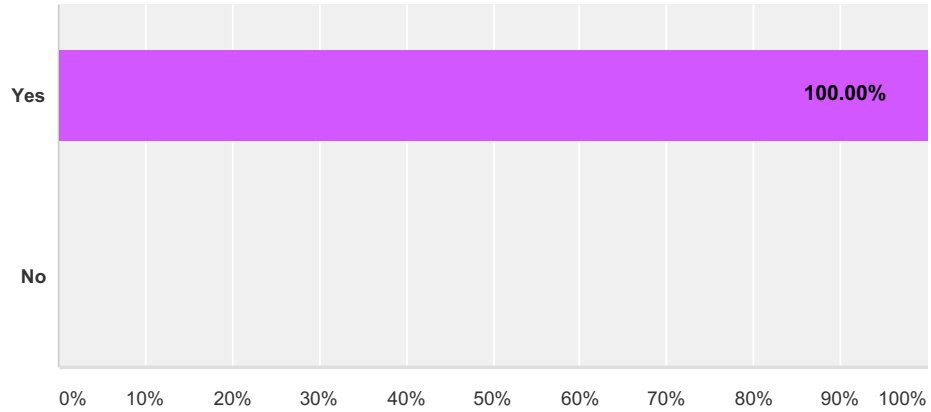
Answered: 1 Skipped: 12



Answer Choices	Responses	
Yes	100.00%	1
No	0.00%	0
<b>Total</b>		<b>1</b>

### Q6 Had you already visited another service directly before coming to the Primary Care Centre?

Answered: 1 Skipped: 12

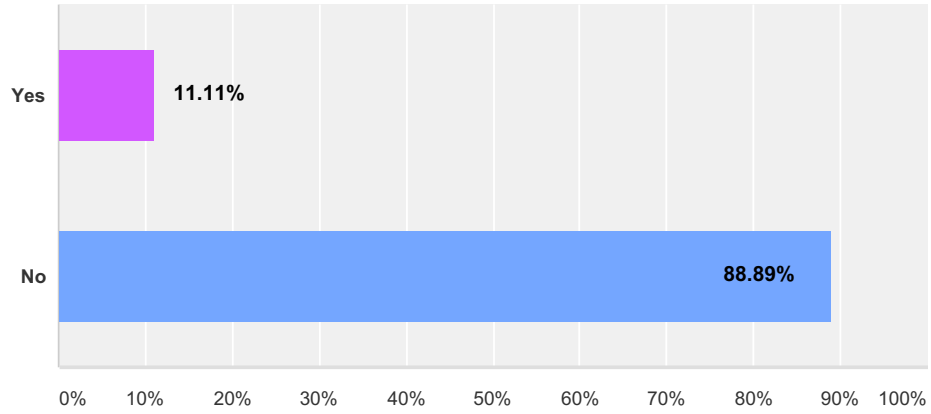


Answer Choices	Responses
Yes	100.00% 1
No	0.00% 0
<b>Total</b>	<b>1</b>

#	If Yes, please give details	Date
	There are no responses.	

### Q7 Did you already know about the Out of Hours Primary Care Centre before attending this time?

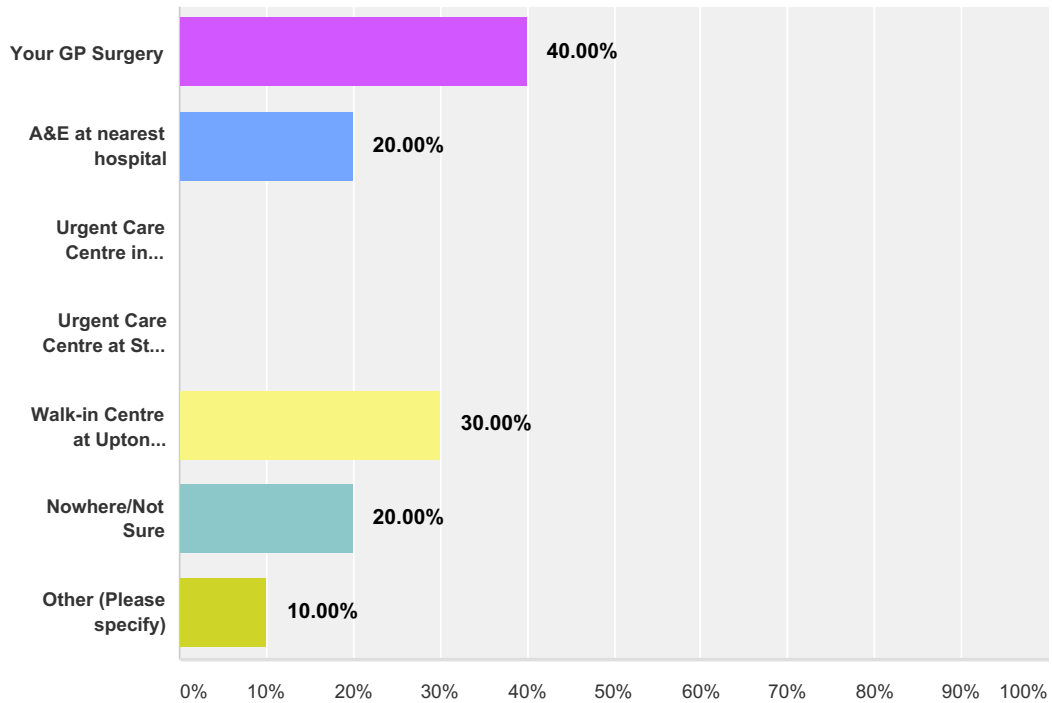
Answered: 9 Skipped: 4



Answer Choices	Responses	
Yes	11.11%	1
No	88.89%	8
<b>Total</b>		<b>9</b>

### Q8 Where do you think you would have gone if there was no Primary Care Centre?

Answered: 10 Skipped: 3



Answer Choices	Responses
Your GP Surgery	40.00% 4
A&E at nearest hospital	20.00% 2
Urgent Care Centre in Bracknell	0.00% 0
Urgent Care Centre at St Marks Hospital	0.00% 0
Walk-in Centre at Upton Hospital	30.00% 3
Nowhere/Not Sure	20.00% 2
Other (Please specify)	10.00% 1
<b>Total Respondents: 10</b>	

#	Other (Please specify)	Date
1	chemist	8/7/2015 1:19 PM

**Q9 Did you have a pre-booked appointment to see the GP when you arrived at the Primary Care Centre?**

Answered: 0 Skipped: 13

! No matching responses.

Answer Choices	Responses
Yes	0.00% 0
No	0.00% 0
<b>Total</b>	<b>0</b>

### Q10 How would you rate the attitude of the receptionist?

Answered: 0 Skipped: 13

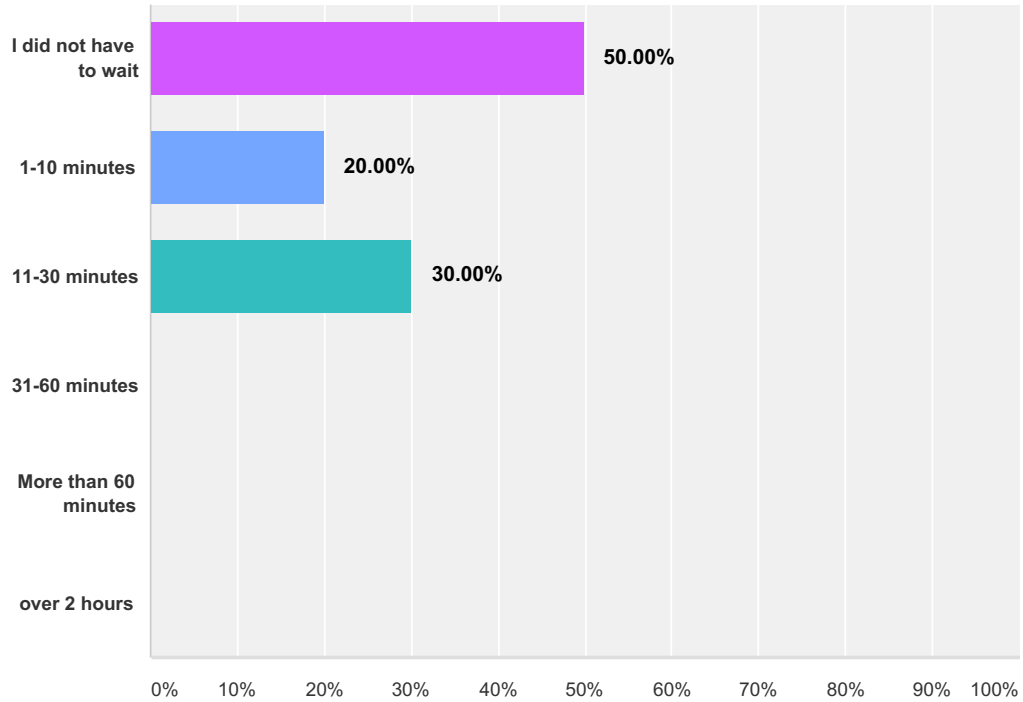
! No matching responses.

Answer Choices	Responses
Excellent	0.00% 0
Very Good	0.00% 0
Good	0.00% 0
Fair	0.00% 0
Poor	0.00% 0
Very Poor	0.00% 0
<b>Total</b>	<b>0</b>



### Q11 From the time you arrived, roughly how long did you have to wait to be seen by a Doctor?

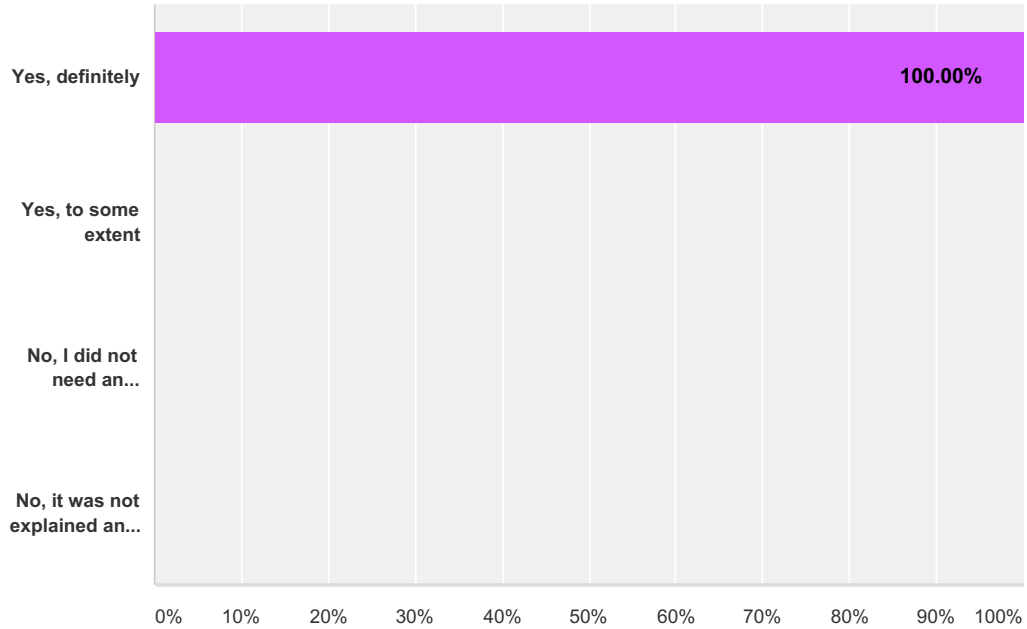
Answered: 10 Skipped: 3



Answer Choices	Responses	Count
I did not have to wait	50.00%	5
1-10 minutes	20.00%	2
11-30 minutes	30.00%	3
31-60 minutes	0.00%	0
More than 60 minutes	0.00%	0
over 2 hours	0.00%	0
<b>Total</b>		<b>10</b>

### Q12 Did the Doctor explain your condition and treatment in a way you could understand?

Answered: 8 Skipped: 5



Answer Choices	Responses	
Yes, definitely	100.00%	8
Yes, to some extent	0.00%	0
No, I did not need an explanation	0.00%	0
No, it was not explained and it should have been	0.00%	0
<b>Total</b>		<b>8</b>

**Q13 Did the Doctor at the Primary Care Centre advise you that your condition should be treated at another service e.g. A&E, Pharmacy or your own GP?**

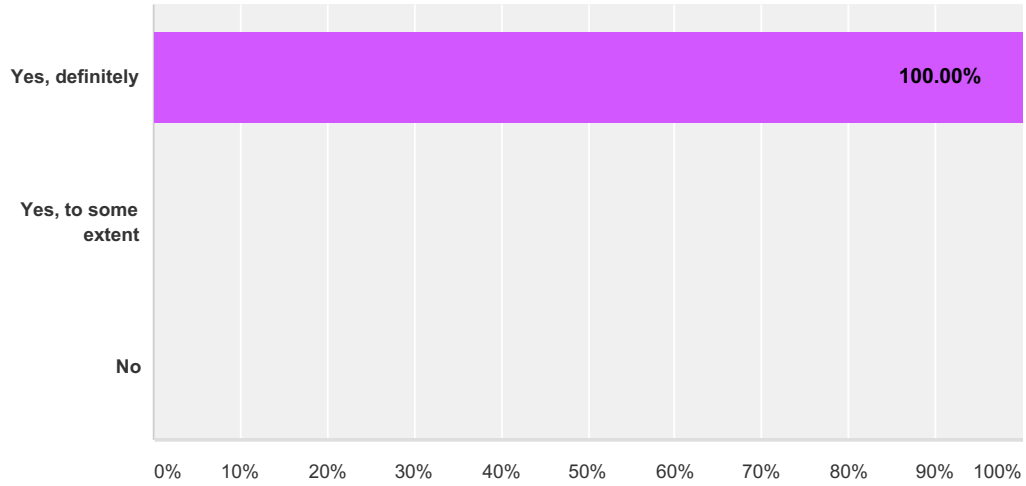
Answered: 0 Skipped: 13

! No matching responses.

Answer Choices	Responses
Yes, but it was treated anyway by the GP there and then	0.00% 0
Yes, and I was asked to go there instead	0.00% 0
No, it was the right place to come	0.00% 0
<b>Total</b>	<b>0</b>

### Q14 Were you treated politely and with respect by the healthcare professional you spoke to?

Answered: 8 Skipped: 5



Answer Choices	Responses	
Yes, definitely	100.00%	8
Yes, to some extent	0.00%	0
No	0.00%	0
<b>Total</b>		<b>8</b>

**Q15 Were you told what to expect in the next few days and what to do if necessary?**

Answered: 0 Skipped: 13

! No matching responses.

Answer Choices	Responses	
Yes	0.00%	0
No	0.00%	0
<b>Total</b>		<b>0</b>

**Q16 Were you given the details of someone you could contact in case you had concerns after you left?**

Answered: 0 Skipped: 13

! No matching responses.

Answer Choices	Responses
I did not need any further details	0.00% 0
I was advised to see my own GP	0.00% 0
I was advised to attend A&E	0.00% 0
I was not given any details of someone I could contact	0.00% 0
<b>Total Respondents: 0</b>	

### Q17 What happened at the end of your visit to the Primary Care Centre?

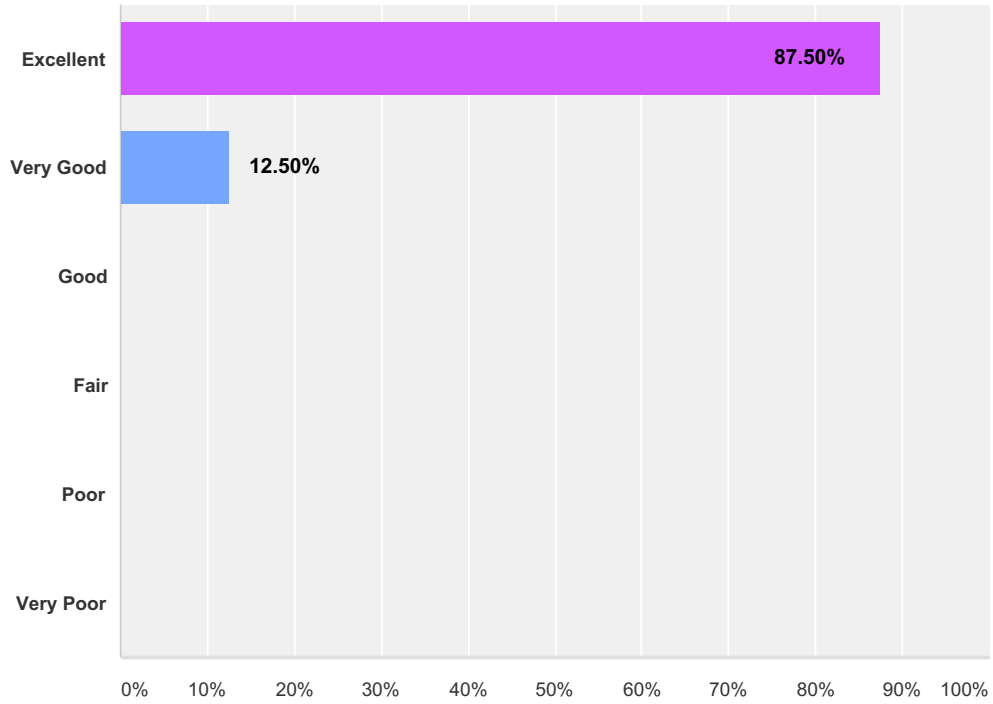
Answered: 0 Skipped: 13

! No matching responses.

Answer Choices	Responses
Went home	0.00% 0
Sent to A&E	0.00% 0
Advised to make an appointment with my GP	0.00% 0
Referred to another service	0.00% 0
Taken by ambulance to A&E	0.00% 0
<b>Total Respondents: 0</b>	

### Q18 Overall, how would you rate the service you received while at the Primary Care Centre?

Answered: 8 Skipped: 5

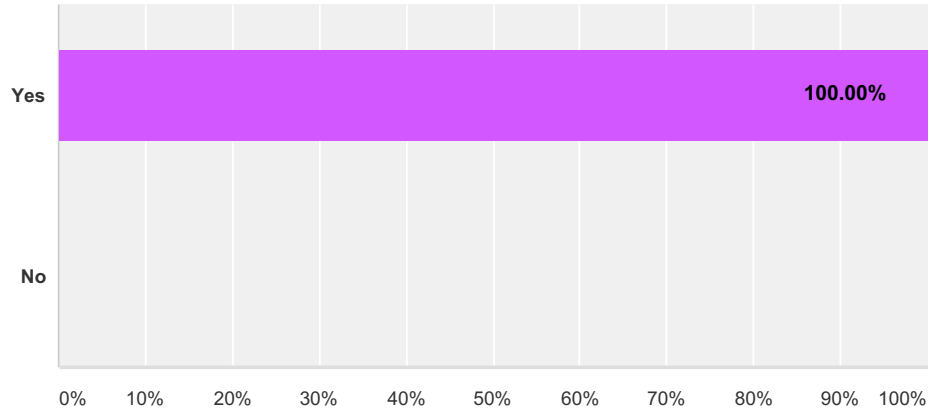


Answer Choices	Responses	Count
Excellent	87.50%	7
Very Good	12.50%	1
Good	0.00%	0
Fair	0.00%	0
Poor	0.00%	0
Very Poor	0.00%	0
<b>Total</b>		<b>8</b>



### Q19 Would you recommend this Primary Care Centre to friends, family and people you know?

Answered: 8 Skipped: 5



Answer Choices	Responses	
Yes	100.00%	8
No	0.00%	0
<b>Total</b>		<b>8</b>