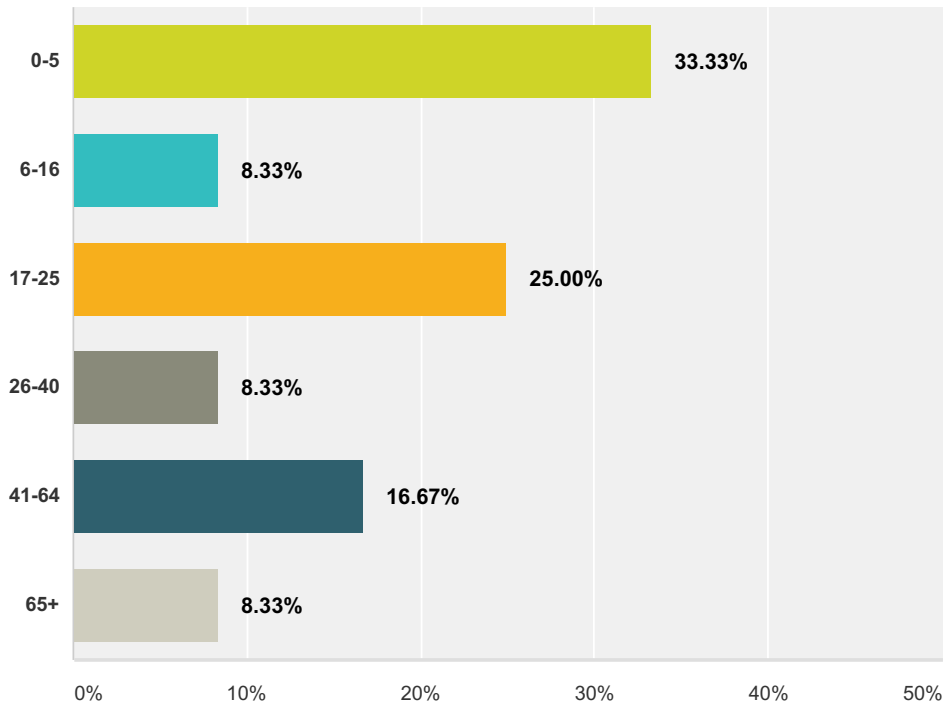


Q3 What age group is the patient? (if you are the patient please note your own age)

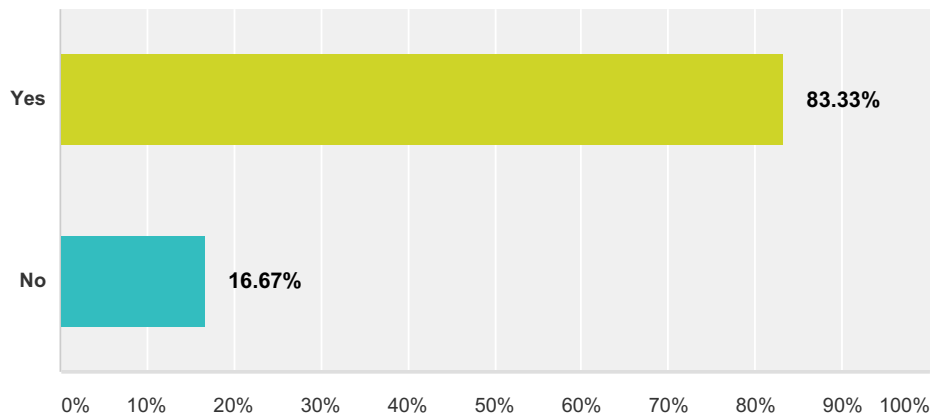
Answered: 12 Skipped: 0



Answer Choices	Responses
0-5	33.33% 4
6-16	8.33% 1
17-25	25.00% 3
26-40	8.33% 1
41-64	16.67% 2
65+	8.33% 1
Total	12

Q5 Did you speak to NHS 111 before coming to the Primary Care Centre?

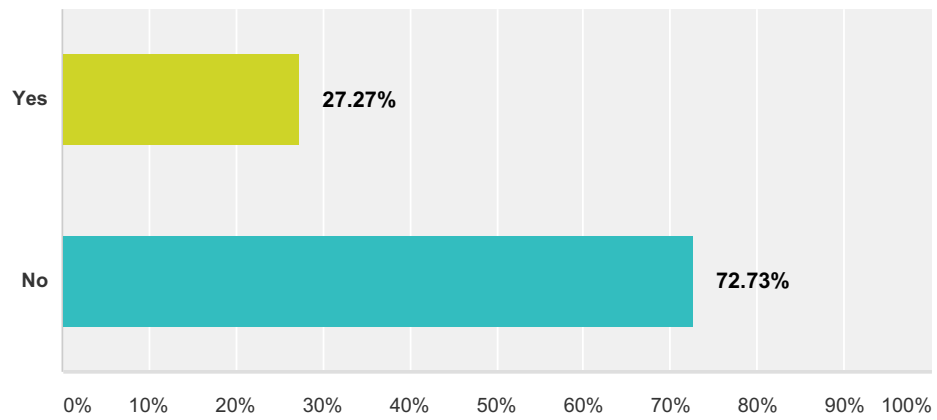
Answered: 12 Skipped: 0



Answer Choices	Responses
Yes	83.33% 10
No	16.67% 2
Total	12

Q6 Did you phone your Doctors Surgery before speaking to NHS 111?

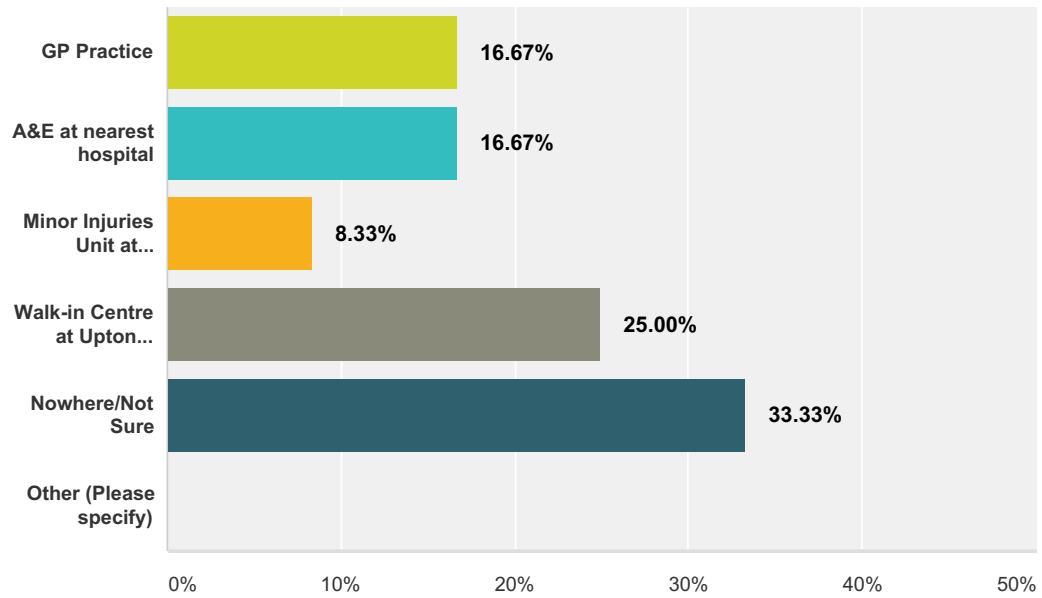
Answered: 11 Skipped: 1



Answer Choices	Responses
Yes	27.27% 3
No	72.73% 8
Total	11

Q7 Where do you think you would have gone if there was no Primary Care Centre?

Answered: 12 Skipped: 0

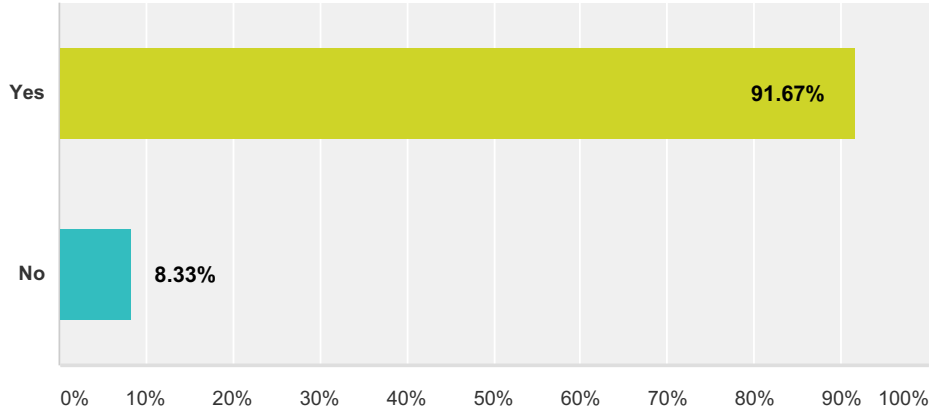


Answer Choices	Responses
GP Practice	16.67% 2
A&E at nearest hospital	16.67% 2
Minor Injuries Unit at Heatherwood Hospital	8.33% 1
Walk-in Centre at Upton Hospital	25.00% 3
Nowhere/Not Sure	33.33% 4
Other (Please specify)	0.00% 0
Total Respondents: 12	

#	Other (Please specify)	Date
	There are no responses.	

Q8 Did you already know about the Out of Hours Primary Care Centre before attending this time?

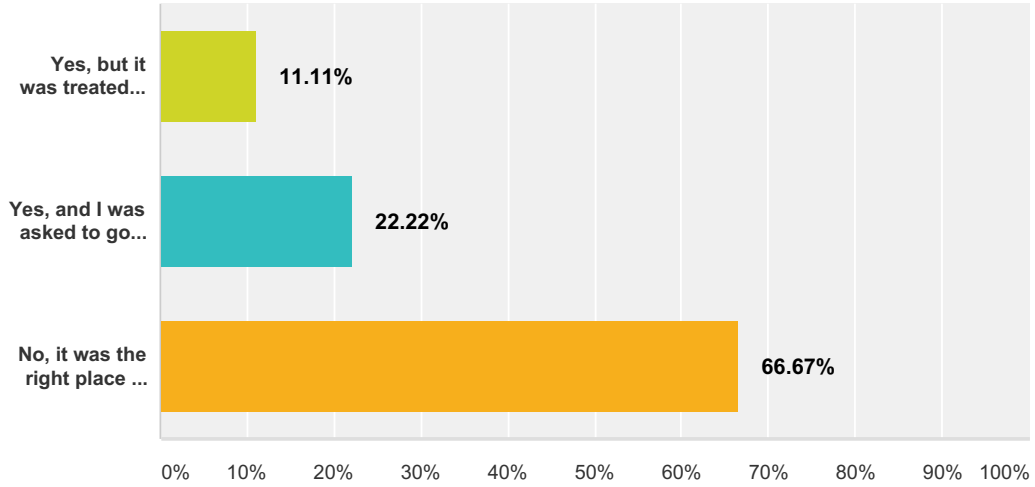
Answered: 12 Skipped: 0



Answer Choices	Responses	
Yes	91.67%	11
No	8.33%	1
Total		12

Q9 When you saw to the Doctor at the Primary Care Centre were you advised that your condition should be treated at a different location, for example, pharmacist, GP, or A&E?

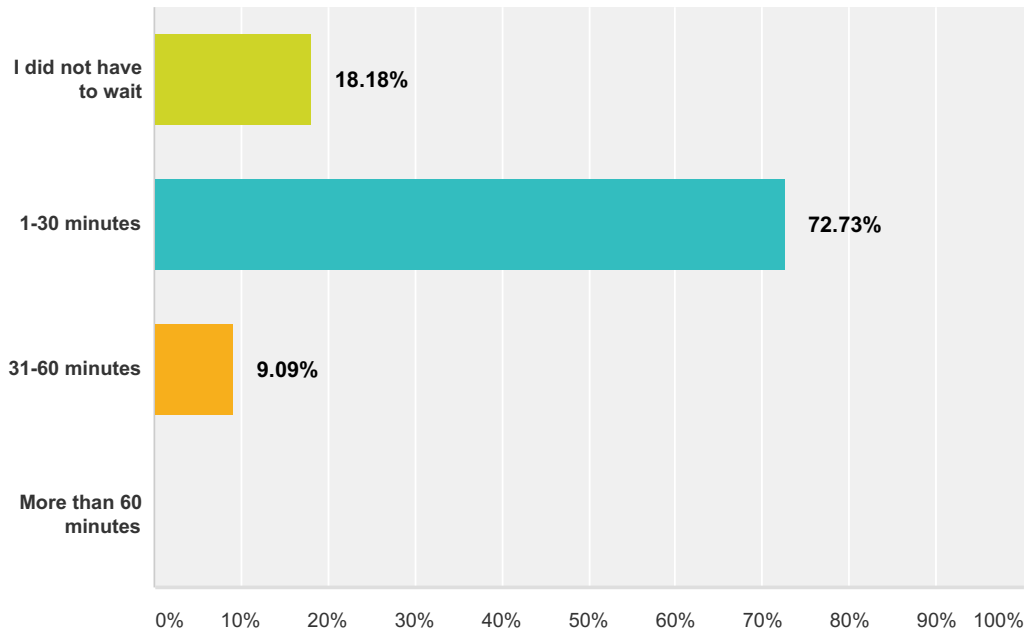
Answered: 9 Skipped: 3



Answer Choices	Responses
Yes, but it was treated anyway by the GP there and then	11.11% 1
Yes, and I was asked to go there instead	22.22% 2
No, it was the right place to come	66.67% 6
Total	9

Q10 From the time you arrived, how long did you have to wait to be examined?

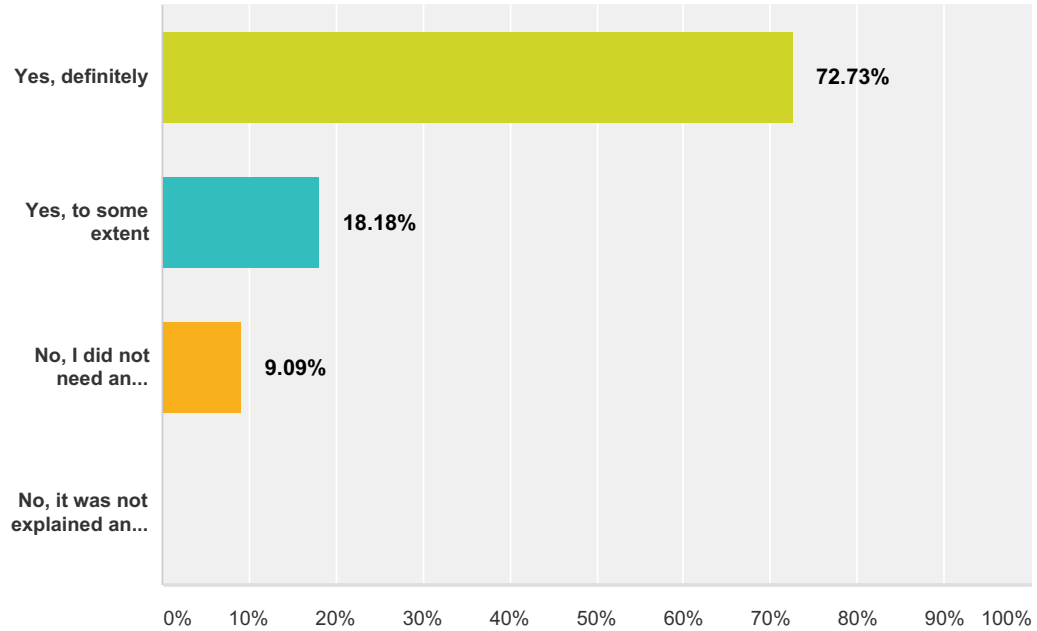
Answered: 11 Skipped: 1



Answer Choices	Responses	Count
I did not have to wait	18.18%	2
1-30 minutes	72.73%	8
31-60 minutes	9.09%	1
More than 60 minutes	0.00%	0
Total		11

Q11 Did the Doctor explain your condition and treatment in a way you could understand?

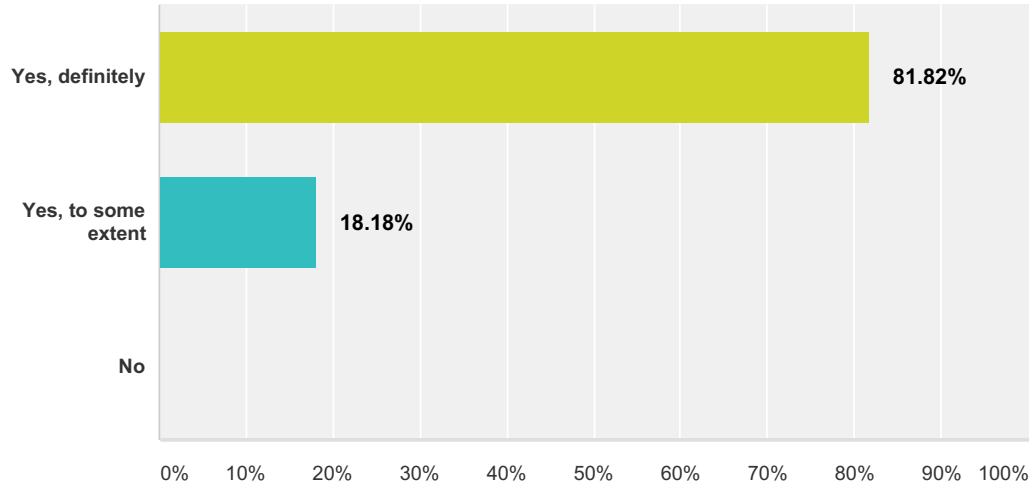
Answered: 11 Skipped: 1



Answer Choices	Responses
Yes, definitely	72.73% 8
Yes, to some extent	18.18% 2
No, I did not need an explanation	9.09% 1
No, it was not explained and it should have been	0.00% 0
Total	11

Q12 Were you treated with courtesy and respect by the healthcare professional who attended to you?

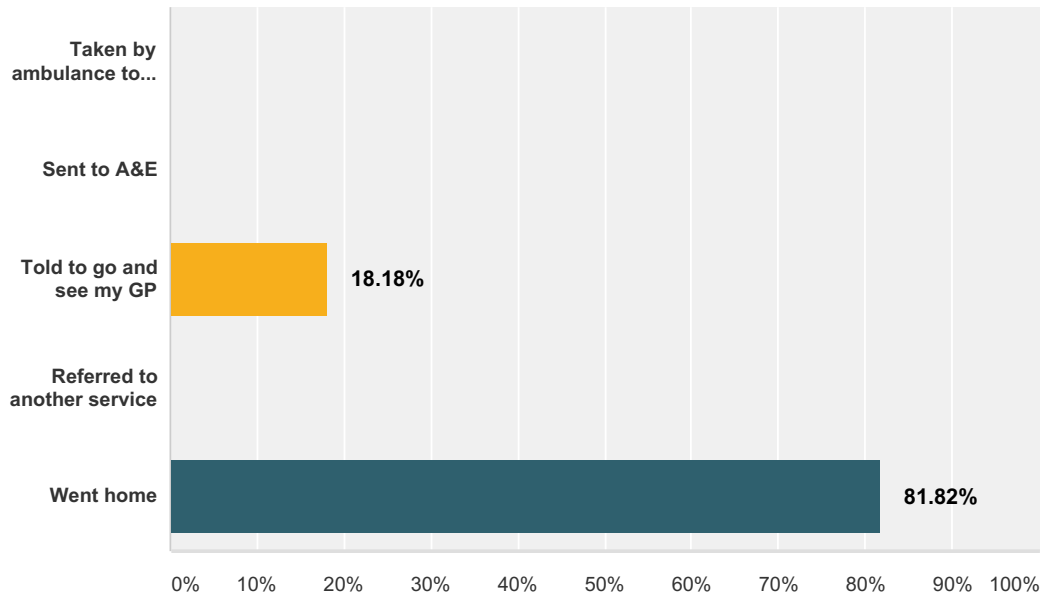
Answered: 11 Skipped: 1



Answer Choices	Responses	
Yes, definitely	81.82%	9
Yes, to some extent	18.18%	2
No	0.00%	0
Total		11

Q13 What happened at the end of your visit to the Primary Care Centre?

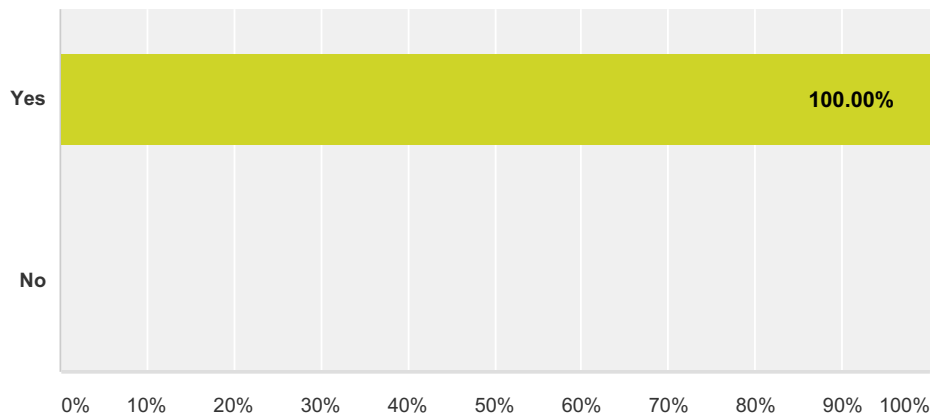
Answered: 11 Skipped: 1



Answer Choices	Responses
Taken by ambulance to A&E	0.00% 0
Sent to A&E	0.00% 0
Told to go and see my GP	18.18% 2
Referred to another service	0.00% 0
Went home	81.82% 9
Total	11

Q14 Were you told what to expect in the next few days and what to do if necessary?

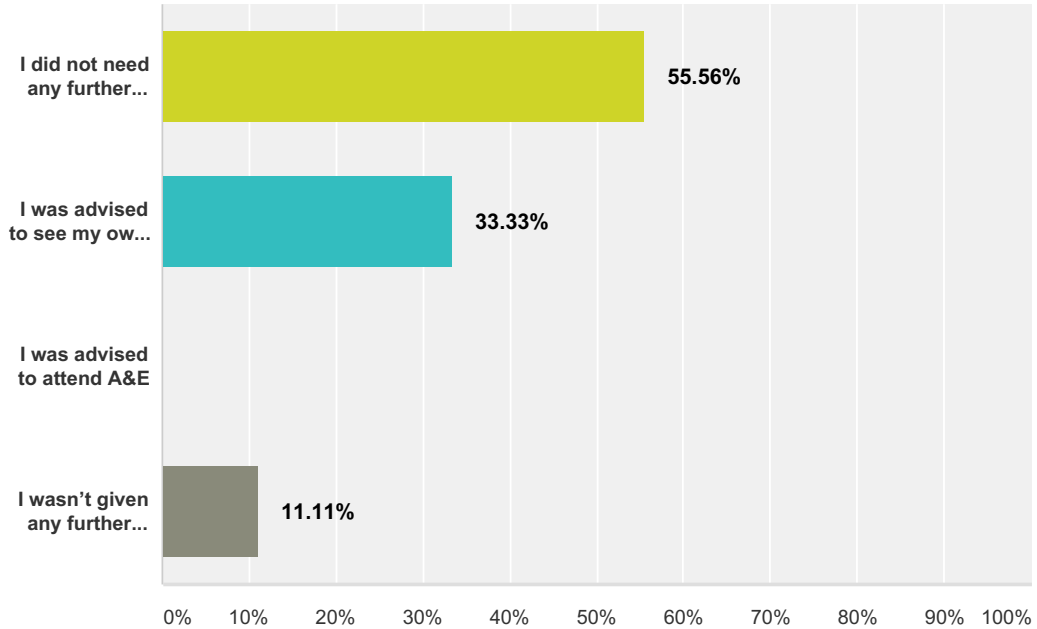
Answered: 9 Skipped: 3



Answer Choices	Responses
Yes	100.00% 9
No	0.00% 0
Total	9

Q15 Were you given the details of someone you could contact in case you had concerns after you left the Primary Care Centre?

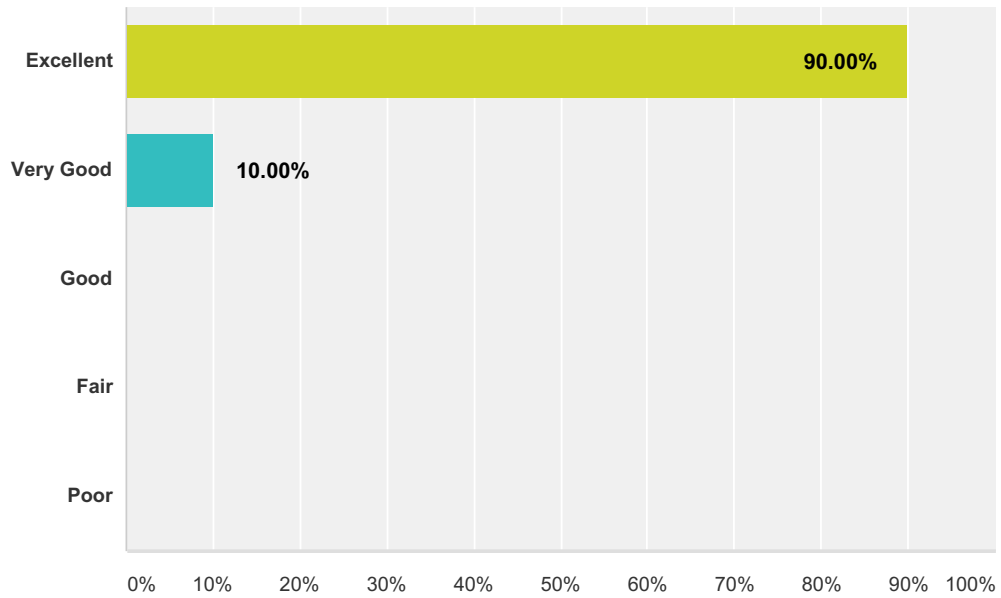
Answered: 9 Skipped: 3



Answer Choices	Responses	Count
I did not need any further details	55.56%	5
I was advised to see my own GP	33.33%	3
I was advised to attend A&E	0.00%	0
I wasn't given any further advice	11.11%	1
Total		9

Q16 How would you rate the service you received while at the Primary Care Centre?

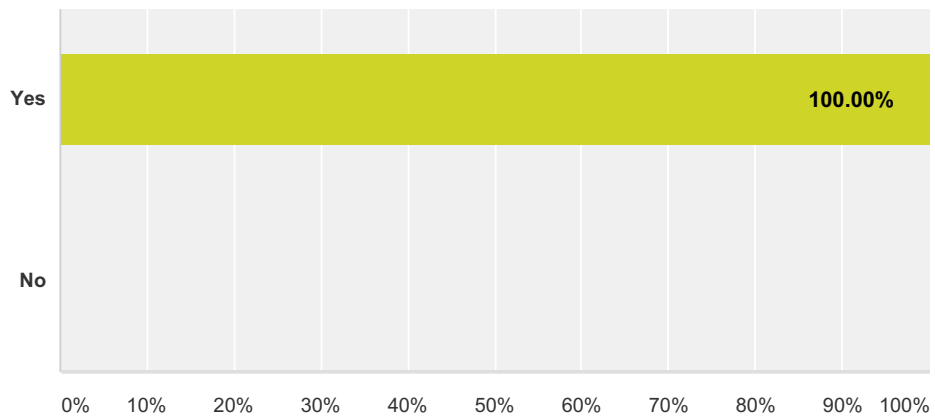
Answered: 10 Skipped: 2



Answer Choices	Responses
Excellent	90.00% 9
Very Good	10.00% 1
Good	0.00% 0
Fair	0.00% 0
Poor	0.00% 0
Total	10

Q17 Would you be happy to attend the Primary Care Centre again?

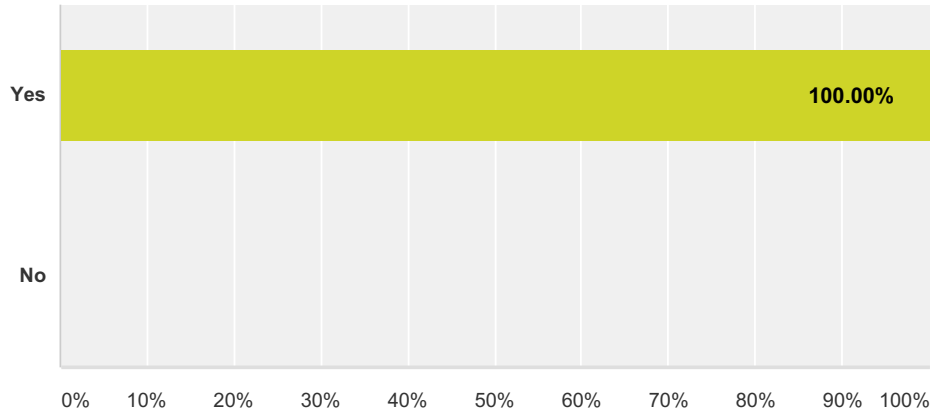
Answered: 10 Skipped: 2



Answer Choices	Responses
Yes	100.00% 10
No	0.00% 0
Total	10

Q18 Would you be happy for friends, family and people you know to attend this Primary Care Centre?

Answered: 10 Skipped: 2



Answer Choices	Responses
Yes	100.00% 10
No	0.00% 0
Total	10