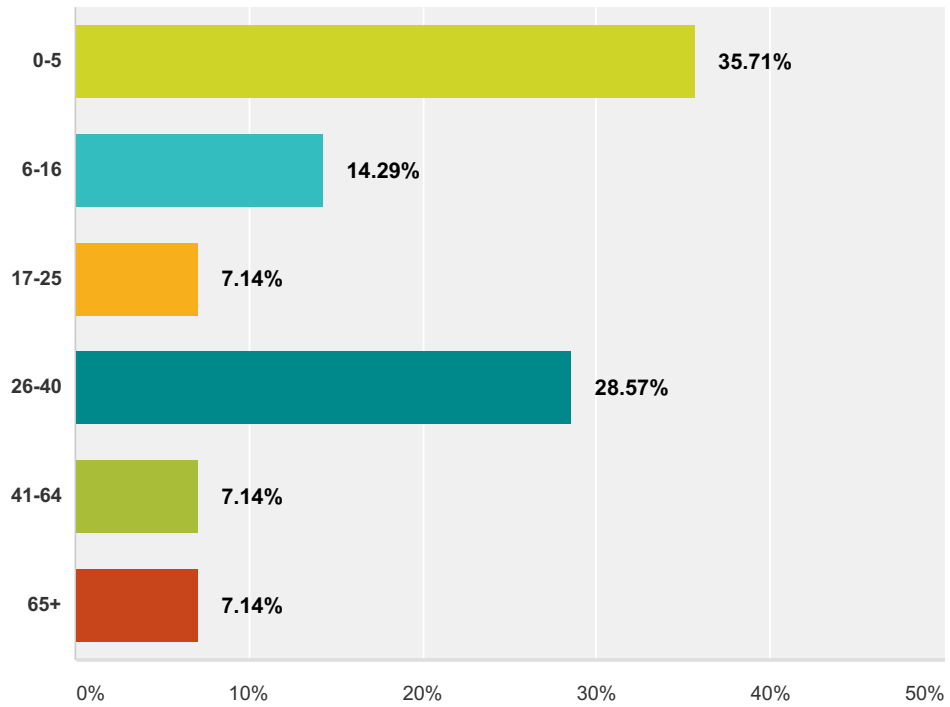


**Q3 What age group is the patient? (if you are the patient please note your own age)**

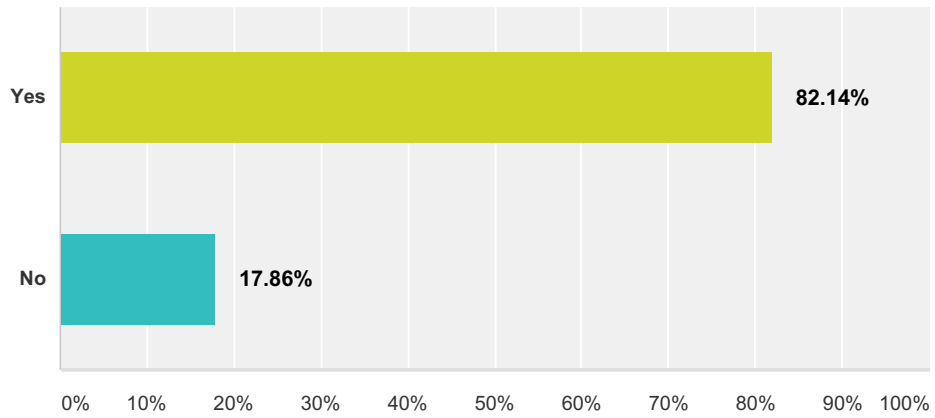
Answered: 28 Skipped: 0



Answer Choices	Responses
0-5	35.71% 10
6-16	14.29% 4
17-25	7.14% 2
26-40	28.57% 8
41-64	7.14% 2
65+	7.14% 2
<b>Total</b>	<b>28</b>

### Q5 Did you speak to NHS 111 before coming to the Primary Care Centre?

Answered: 28 Skipped: 0

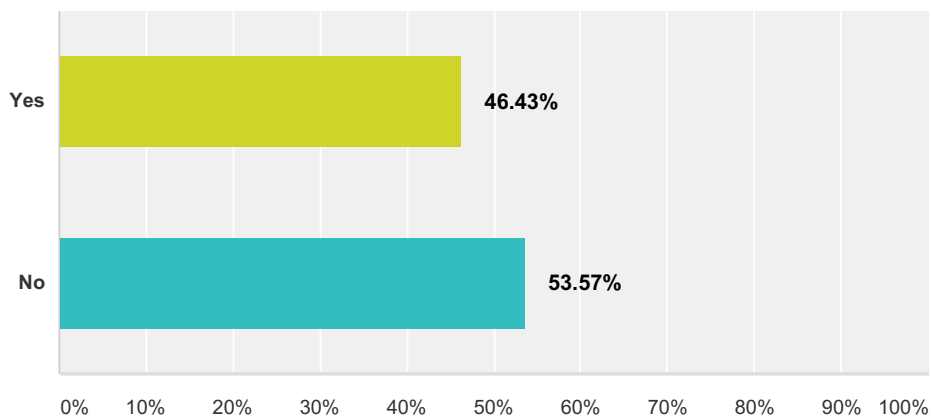


Answer Choices	Responses
Yes	82.14% 23
No	17.86% 5
<b>Total</b>	<b>28</b>

#	If you did not, who suggested you come to the Primary Care Centre?	Date
	There are no responses.	

### Q6 Did you phone your Doctors Surgery before speaking to NHS 111?

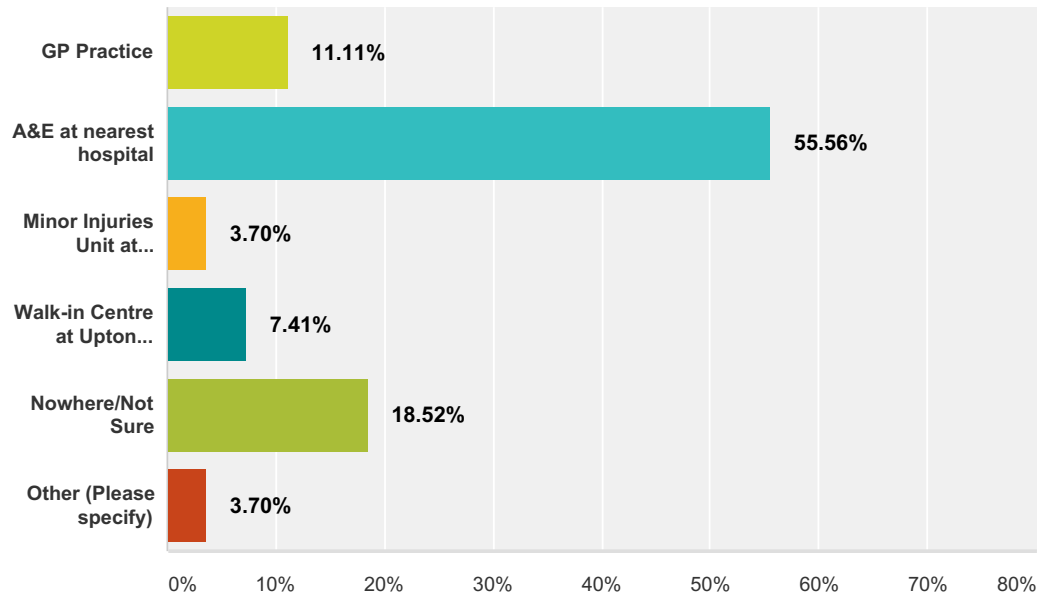
Answered: 28 Skipped: 0



Answer Choices	Responses
Yes	46.43% 13
No	53.57% 15
<b>Total</b>	<b>28</b>

### Q7 Where do you think you would have gone if there was no Primary Care Centre?

Answered: 27 Skipped: 1

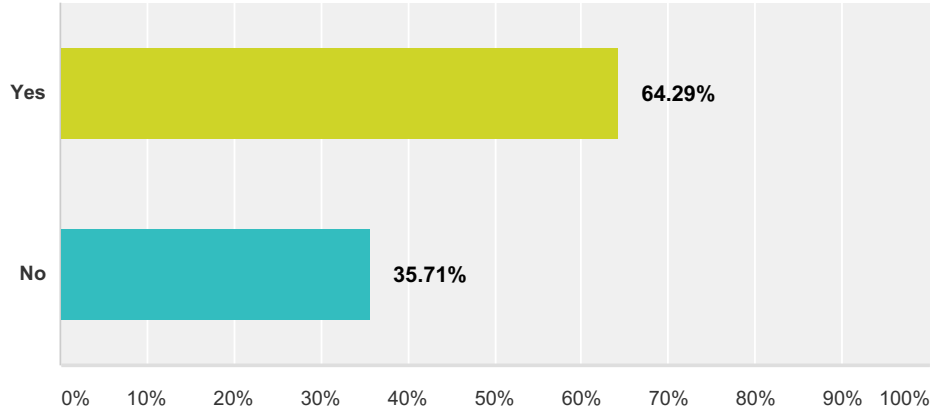


Answer Choices	Responses
GP Practice	11.11% 3
A&E at nearest hospital	55.56% 15
Minor Injuries Unit at Heatherwood Hospital	3.70% 1
Walk-in Centre at Upton Hospital	7.41% 2
Nowhere/Not Sure	18.52% 5
Other (Please specify)	3.70% 1
<b>Total</b>	<b>27</b>

#	Other (Please specify)	Date
1	Pharmacy	2/10/2014 2:17 AM

### Q8 Did you already know about the Out of Hours Primary Care Centre before attending this time?

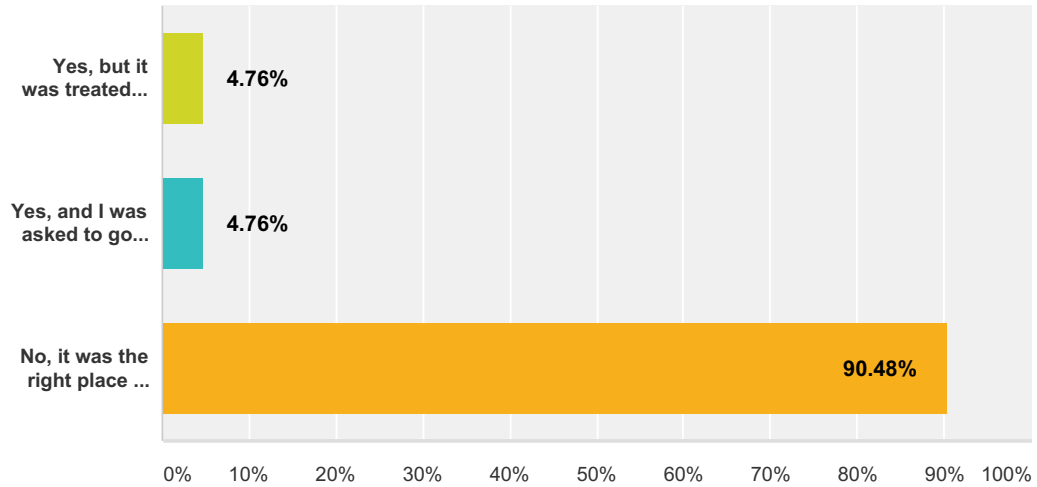
Answered: 28 Skipped: 0



Answer Choices	Responses	
Yes	64.29%	18
No	35.71%	10
<b>Total</b>		<b>28</b>

**Q9 When you saw to the Doctor at the Primary Care Centre were you advised that your condition should be treated at a different location, for example, pharmacist, GP, or A&E?**

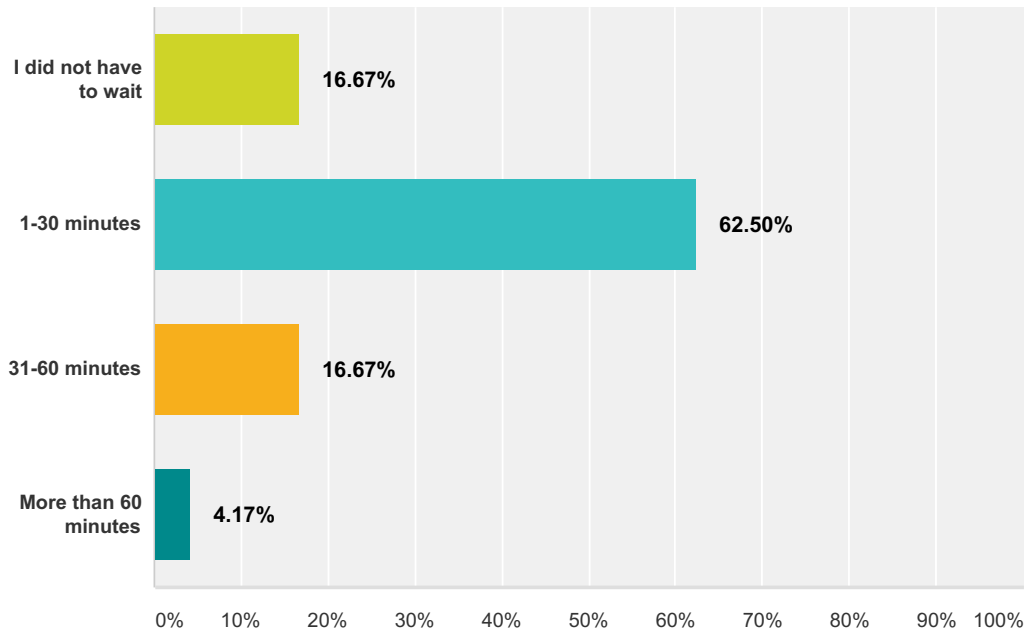
Answered: 21 Skipped: 7



Answer Choices	Responses
Yes, but it was treated anyway by the GP there and then	4.76% 1
Yes, and I was asked to go there instead	4.76% 1
No, it was the right place to come	90.48% 19
<b>Total</b>	<b>21</b>

### Q10 From the time you arrived, how long did you have to wait to be examined?

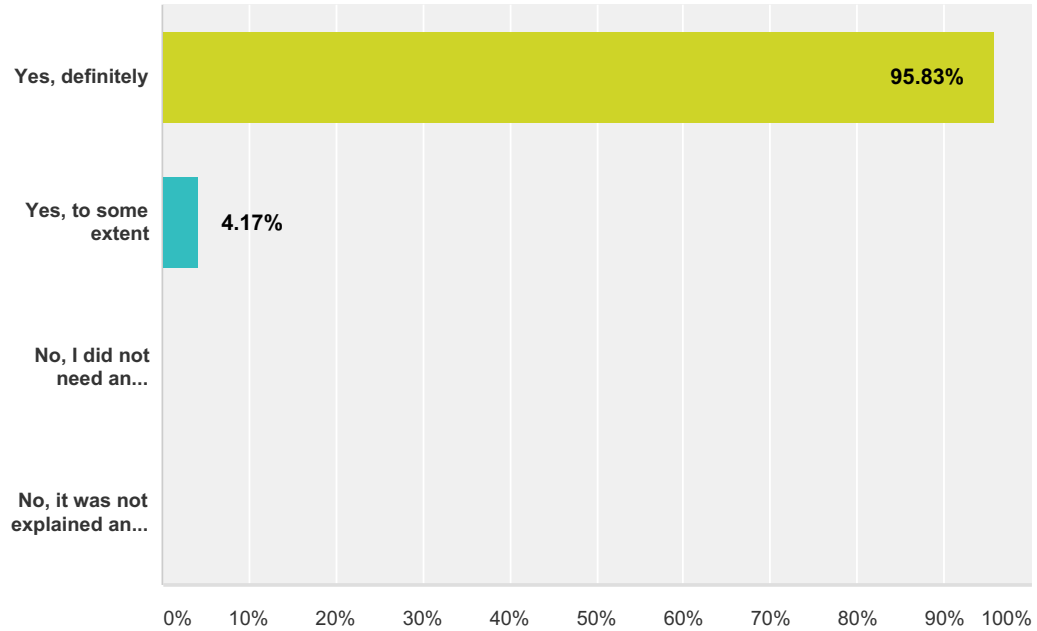
Answered: 24 Skipped: 4



Answer Choices	Responses	Count
I did not have to wait	16.67%	4
1-30 minutes	62.50%	15
31-60 minutes	16.67%	4
More than 60 minutes	4.17%	1
<b>Total</b>		<b>24</b>

### Q11 Did the Doctor explain your condition and treatment in a way you could understand?

Answered: 24 Skipped: 4

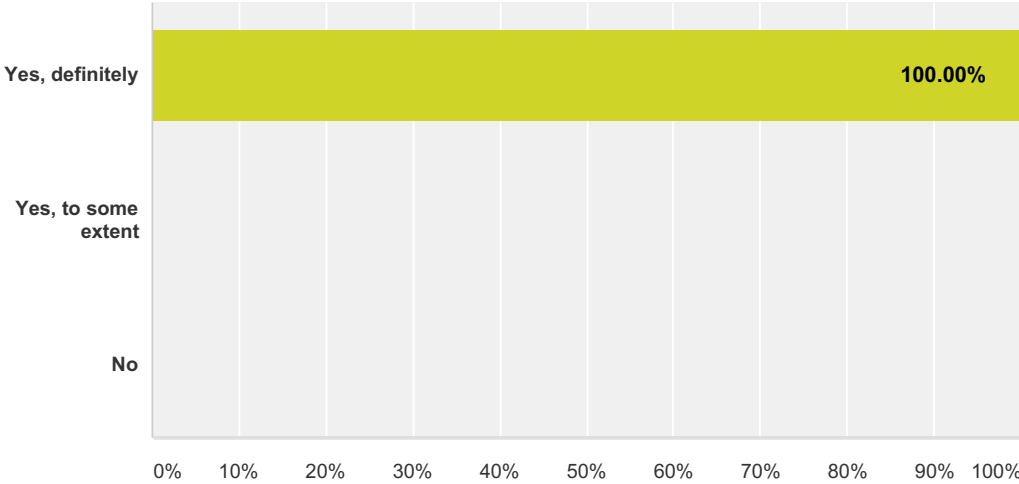


Answer Choices	Responses	Count
Yes, definitely	95.83%	23
Yes, to some extent	4.17%	1
No, I did not need an explanation	0.00%	0
No, it was not explained and it should have been	0.00%	0
<b>Total</b>		<b>24</b>



**Q12 Were you treated with courtesy and respect by the healthcare professional who attended to you?**

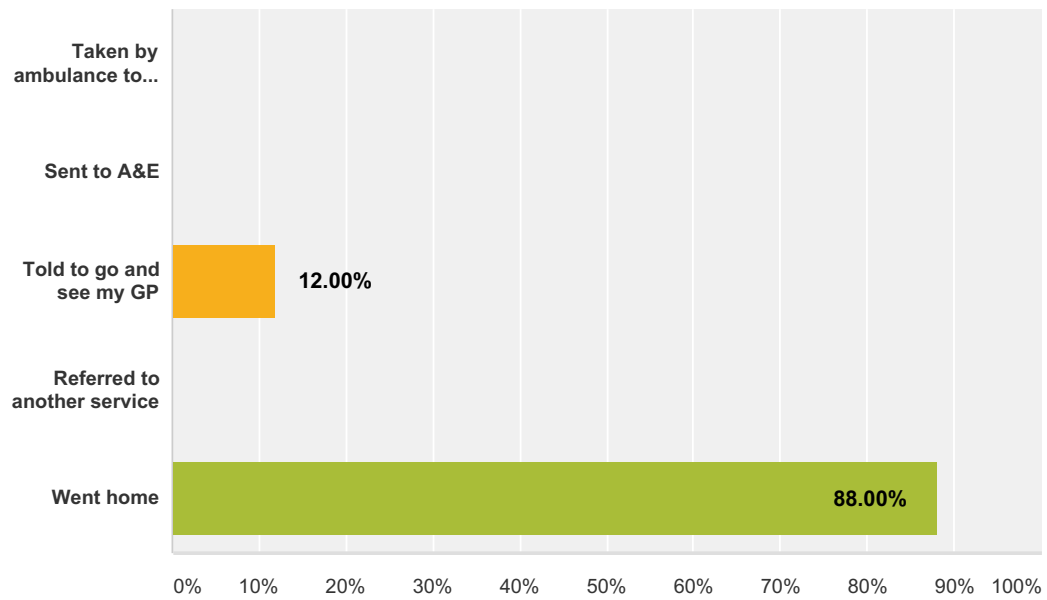
Answered: 25 Skipped: 3



Answer Choices	Responses	
Yes, definitely	100.00%	25
Yes, to some extent	0.00%	0
No	0.00%	0
<b>Total</b>		<b>25</b>

### Q13 What happened at the end of your visit to the Primary Care Centre?

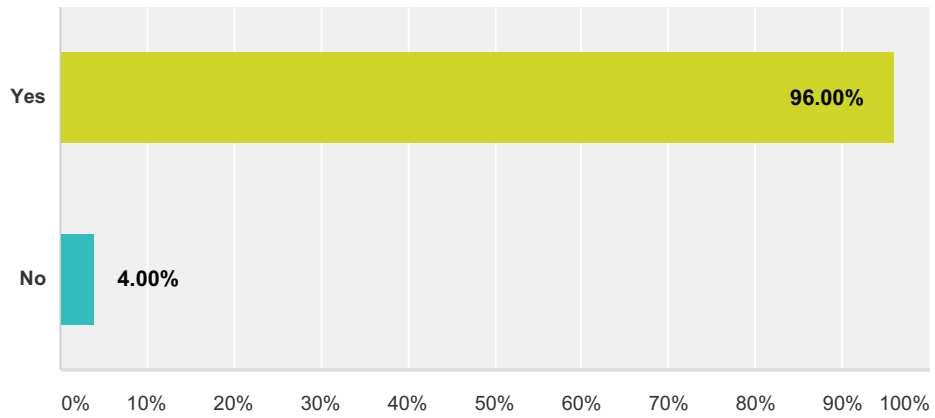
Answered: 25 Skipped: 3



Answer Choices	Responses
Taken by ambulance to A&E	0.00% 0
Sent to A&E	0.00% 0
Told to go and see my GP	12.00% 3
Referred to another service	0.00% 0
Went home	88.00% 22
<b>Total</b>	<b>25</b>

### Q14 Were you told what to expect in the next few days and what to do if necessary?

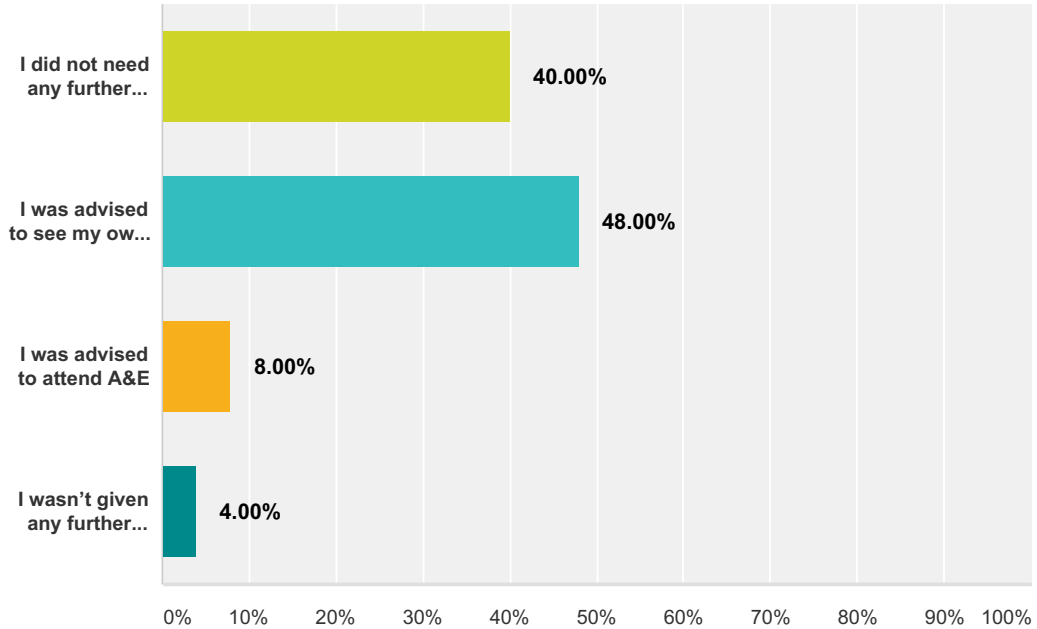
Answered: 25 Skipped: 3



Answer Choices	Responses	
Yes	96.00%	24
No	4.00%	1
<b>Total</b>		<b>25</b>

### Q15 Were you given the details of someone you could contact in case you had concerns after you left the Primary Care Centre?

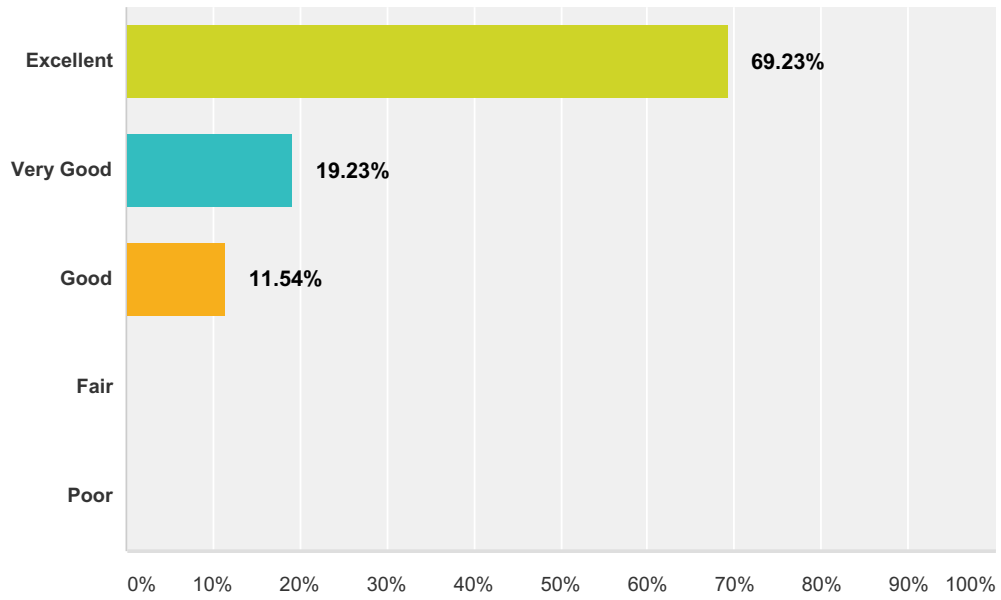
Answered: 25 Skipped: 3



Answer Choices	Responses	Count
I did not need any further details	40.00%	10
I was advised to see my own GP	48.00%	12
I was advised to attend A&E	8.00%	2
I wasn't given any further advice	4.00%	1
<b>Total</b>		<b>25</b>

### Q16 How would you rate the service you received while at the Primary Care Centre?

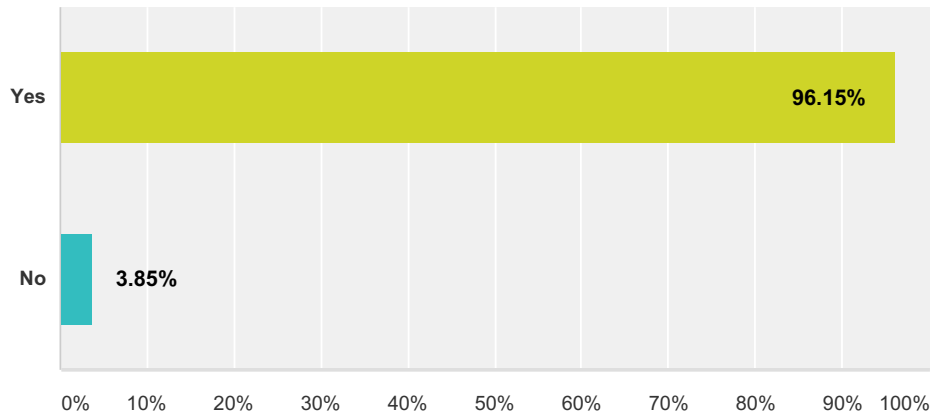
Answered: 26 Skipped: 2



Answer Choices	Responses	
Excellent	69.23%	18
Very Good	19.23%	5
Good	11.54%	3
Fair	0.00%	0
Poor	0.00%	0
<b>Total</b>		<b>26</b>

### Q17 Would you be happy to attend the Primary Care Centre again?

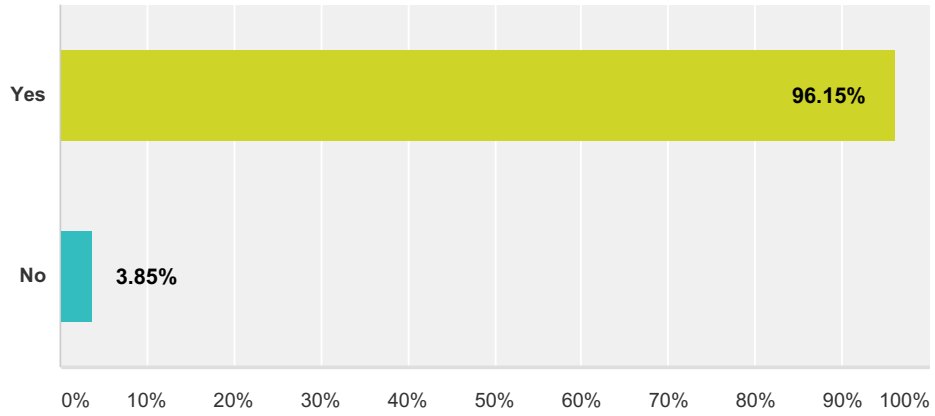
Answered: 26 Skipped: 2



Answer Choices	Responses	
Yes	96.15%	25
No	3.85%	1
<b>Total</b>		<b>26</b>

### Q18 Would you be happy for friends, family and people you know to attend this Primary Care Centre?

Answered: 26 Skipped: 2



Answer Choices	Responses	
Yes	96.15%	25
No	3.85%	1
<b>Total</b>		<b>26</b>