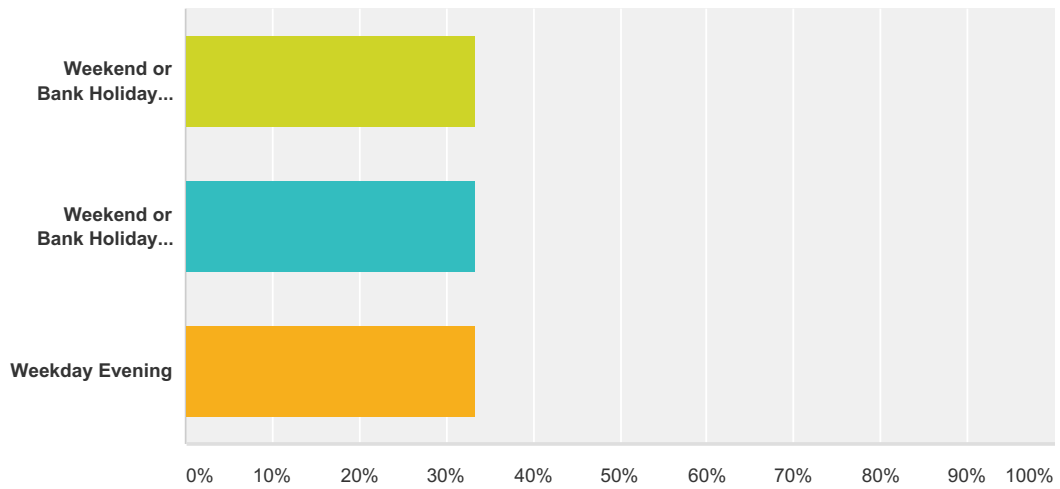


Q2 At what time of the day did you attend the Primary Care Centre?

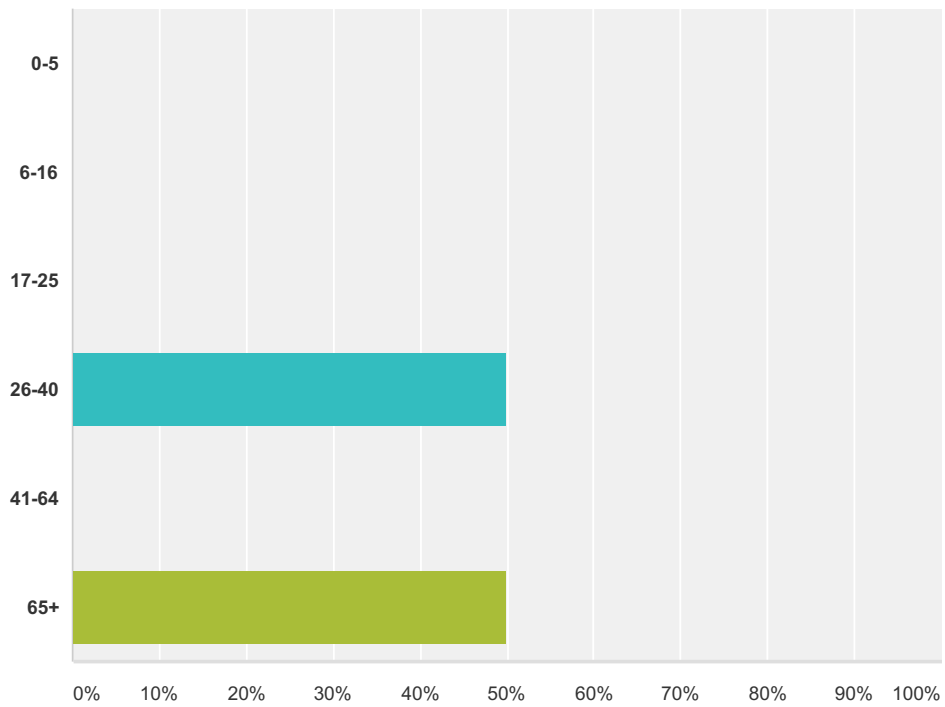
Answered: 6 Skipped: 3



Answer Choices	Responses
Weekend or Bank Holiday Daytime	33.33% 2
Weekend or Bank Holiday Evening	33.33% 2
Weekday Evening	33.33% 2
Total	6

Q3 What age group is the patient? (if you are the patient please note your own age)

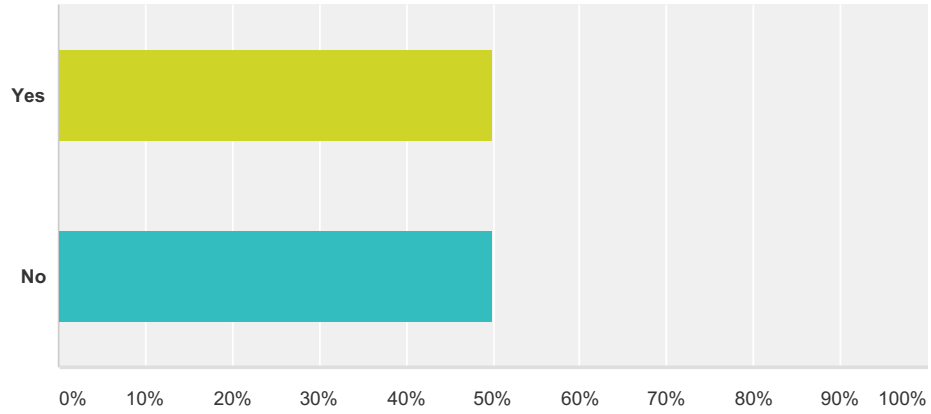
Answered: 6 Skipped: 3



Answer Choices	Responses
0-5	0.00% 0
6-16	0.00% 0
17-25	0.00% 0
26-40	50.00% 3
41-64	0.00% 0
65+	50.00% 3
Total	6

Q5 Did you speak to the NHS 111 service on the telephone before coming to the Primary Care Centre?

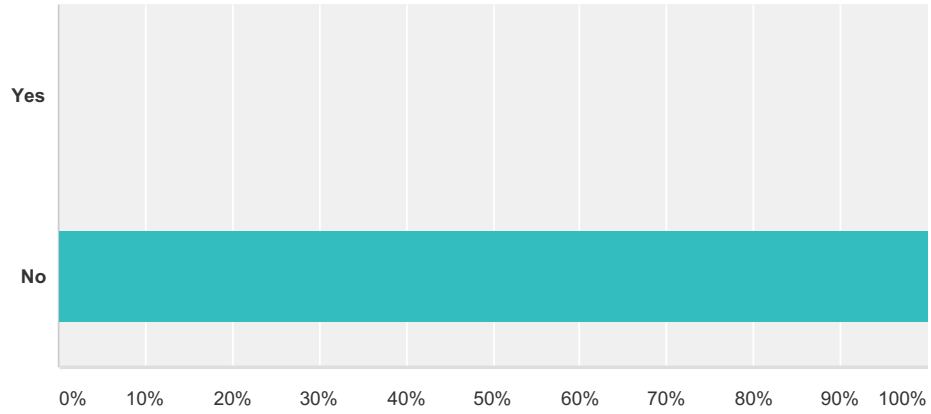
Answered: 6 Skipped: 3



Answer Choices	Responses
Yes	50.00% 3
No	50.00% 3
Total	6

Q6 Had you already visited another service directly before coming to the Primary Care Centre?

Answered: 6 Skipped: 3

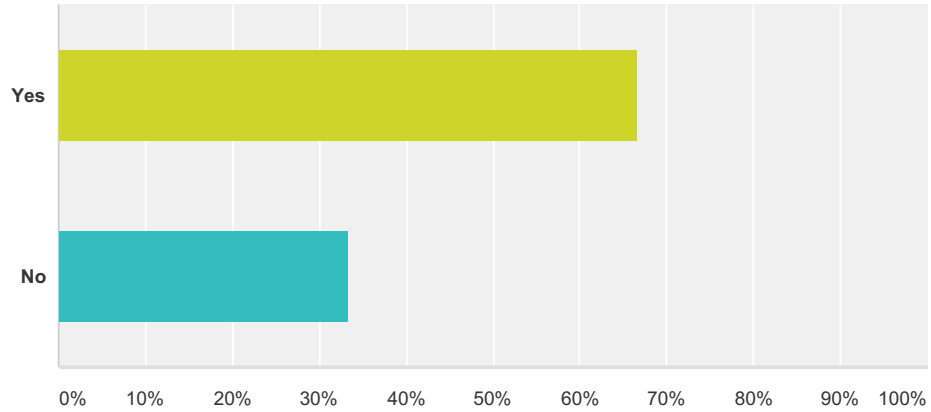


Answer Choices	Responses
Yes	0.00% 0
No	100.00% 6
Total	6

#	If Yes, please give details	Date
	There are no responses.	

Q7 Did you already know about the Out of Hours Primary Care Centre before attending this time?

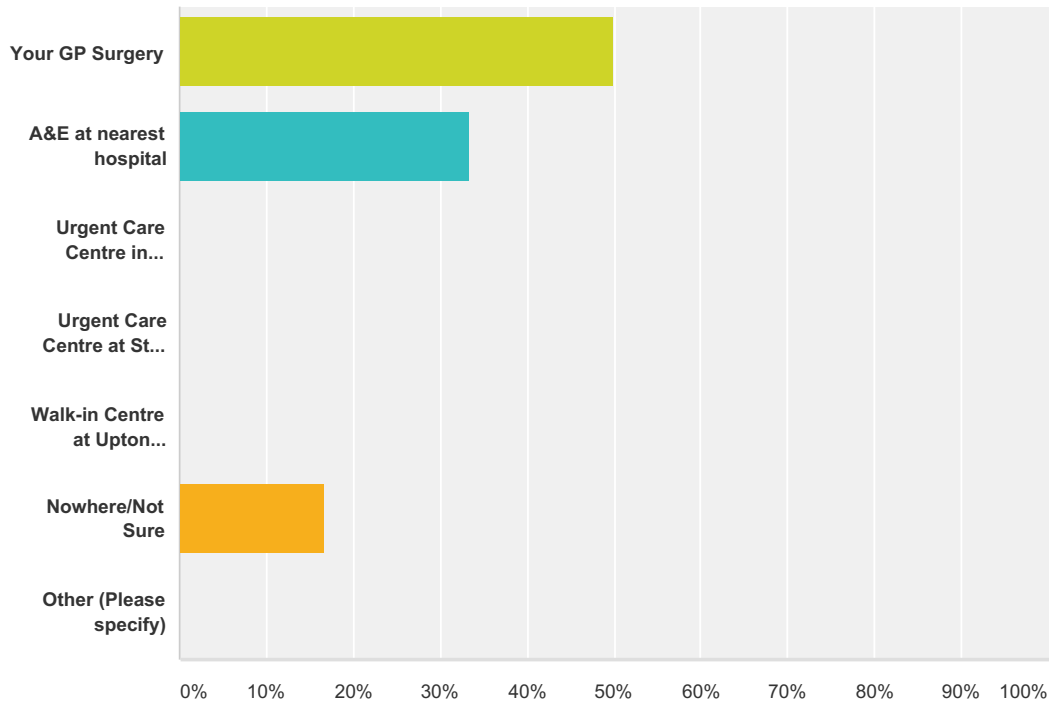
Answered: 6 Skipped: 3



Answer Choices	Responses	
Yes	66.67%	4
No	33.33%	2
Total		6

Q8 Where do you think you would have gone if there was no Primary Care Centre?

Answered: 6 Skipped: 3

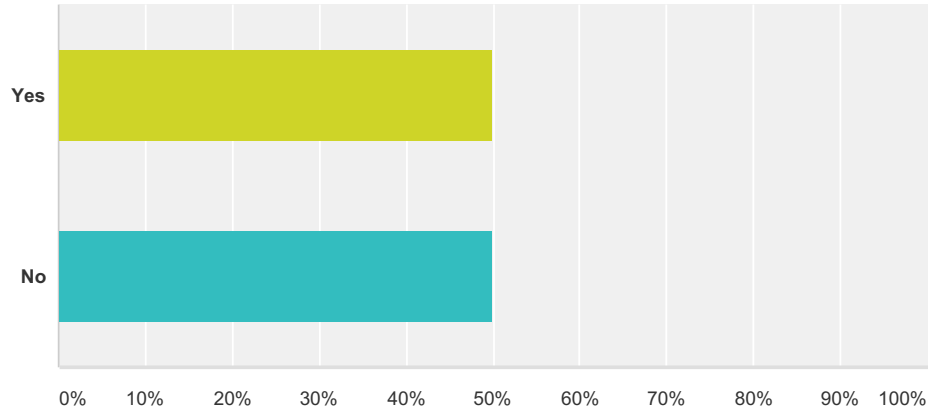


Answer Choices	Responses
Your GP Surgery	50.00% 3
A&E at nearest hospital	33.33% 2
Urgent Care Centre in Bracknell	0.00% 0
Urgent Care Centre at St Marks Hospital	0.00% 0
Walk-in Centre at Upton Hospital	0.00% 0
Nowhere/Not Sure	16.67% 1
Other (Please specify)	0.00% 0
Total Respondents: 6	

#	Other (Please specify)	Date
	There are no responses.	

Q9 Did you have a pre-booked appointment to see the GP when you arrived at the Primary Care Centre?

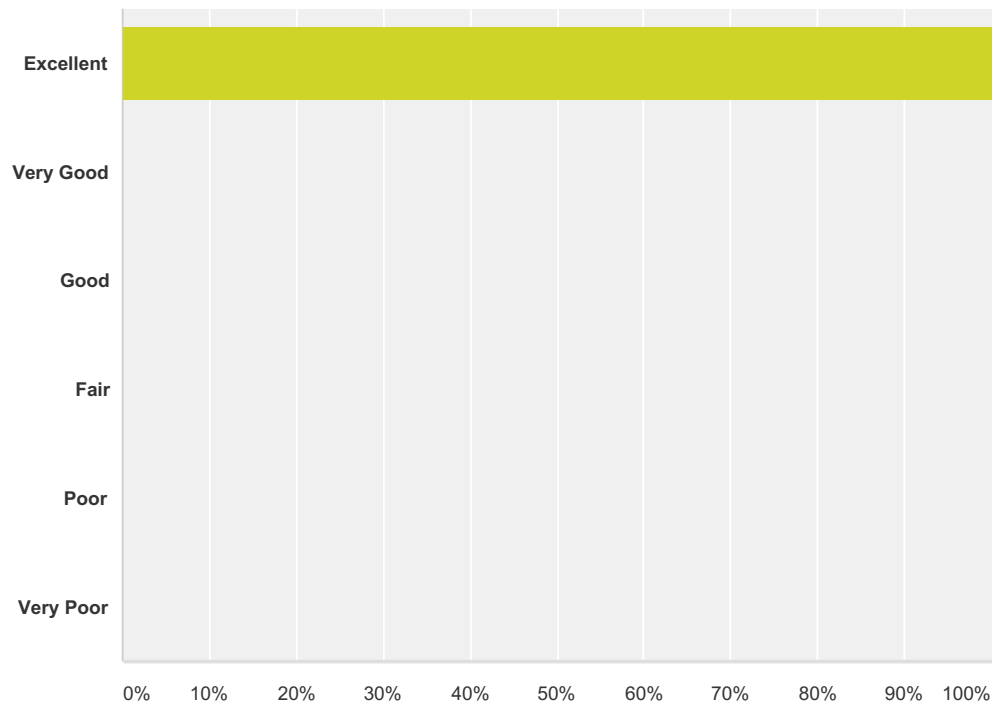
Answered: 2 Skipped: 7



Answer Choices	Responses
Yes	50.00% 1
No	50.00% 1
Total	2

Q10 How would you rate the attitude of the receptionist?

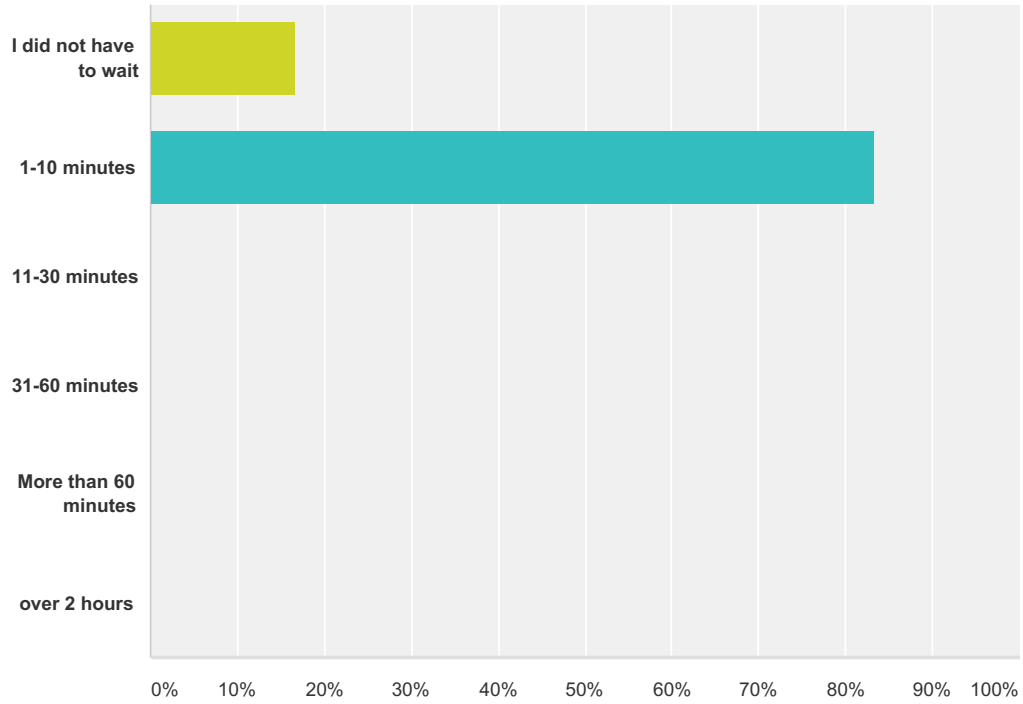
Answered: 2 Skipped: 7



Answer Choices	Responses	Count
Excellent	100.00%	2
Very Good	0.00%	0
Good	0.00%	0
Fair	0.00%	0
Poor	0.00%	0
Very Poor	0.00%	0
Total		2

Q11 From the time you arrived, roughly how long did you have to wait to be seen by a Doctor?

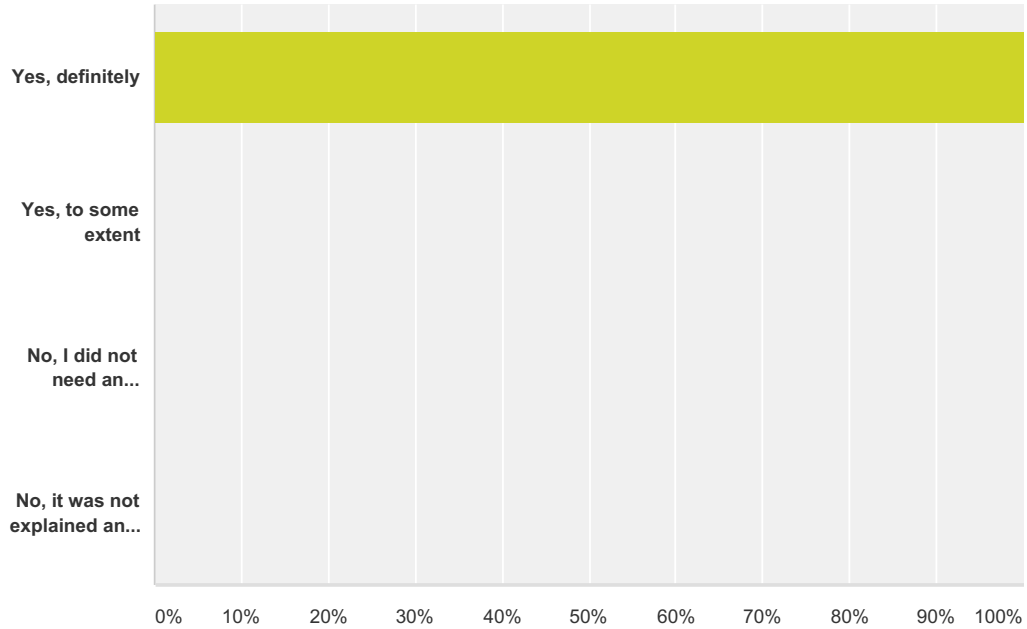
Answered: 6 Skipped: 3



Answer Choices	Responses	Count
I did not have to wait	16.67%	1
1-10 minutes	83.33%	5
11-30 minutes	0.00%	0
31-60 minutes	0.00%	0
More than 60 minutes	0.00%	0
over 2 hours	0.00%	0
Total		6

Q12 Did the Doctor explain your condition and treatment in a way you could understand?

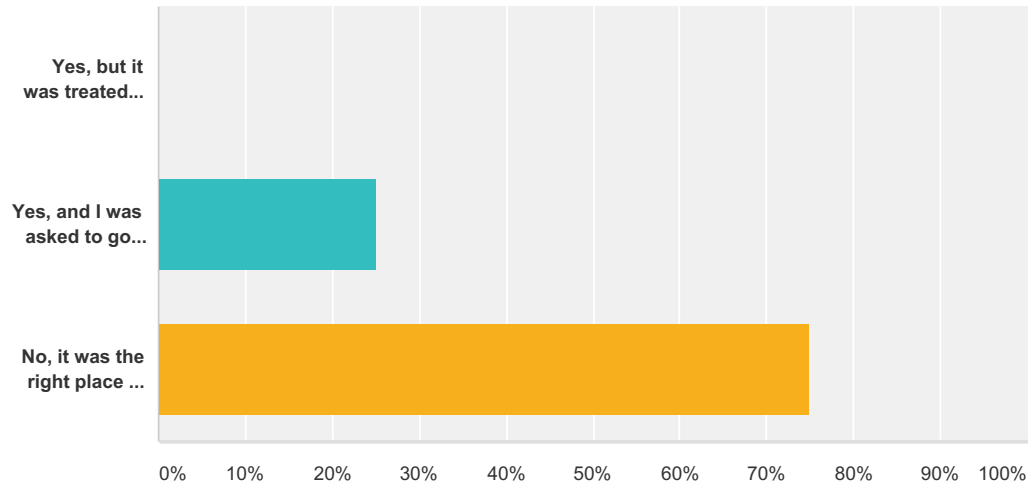
Answered: 6 Skipped: 3



Answer Choices	Responses
Yes, definitely	100.00% 6
Yes, to some extent	0.00% 0
No, I did not need an explanation	0.00% 0
No, it was not explained and it should have been	0.00% 0
Total	6

Q13 Did the Doctor at the Primary Care Centre advise you that your condition should be treated at another service e.g. A&E, Pharmacy or your own GP?

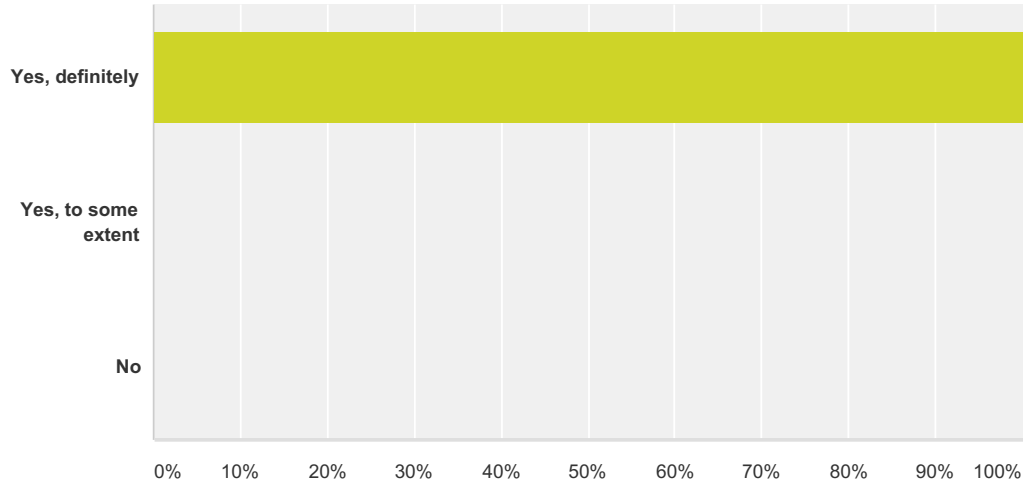
Answered: 4 Skipped: 5



Answer Choices	Responses
Yes, but it was treated anyway by the GP there and then	0.00% 0
Yes, and I was asked to go there instead	25.00% 1
No, it was the right place to come	75.00% 3
Total	4

Q14 Were you treated politely and with respect by the healthcare professional you spoke to?

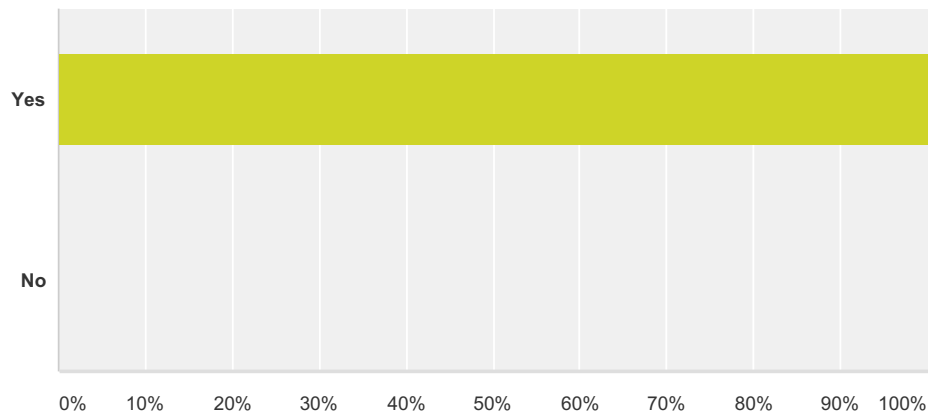
Answered: 6 Skipped: 3



Answer Choices	Responses
Yes, definitely	100.00% 6
Yes, to some extent	0.00% 0
No	0.00% 0
Total	6

Q15 Were you told what to expect in the next few days and what to do if necessary?

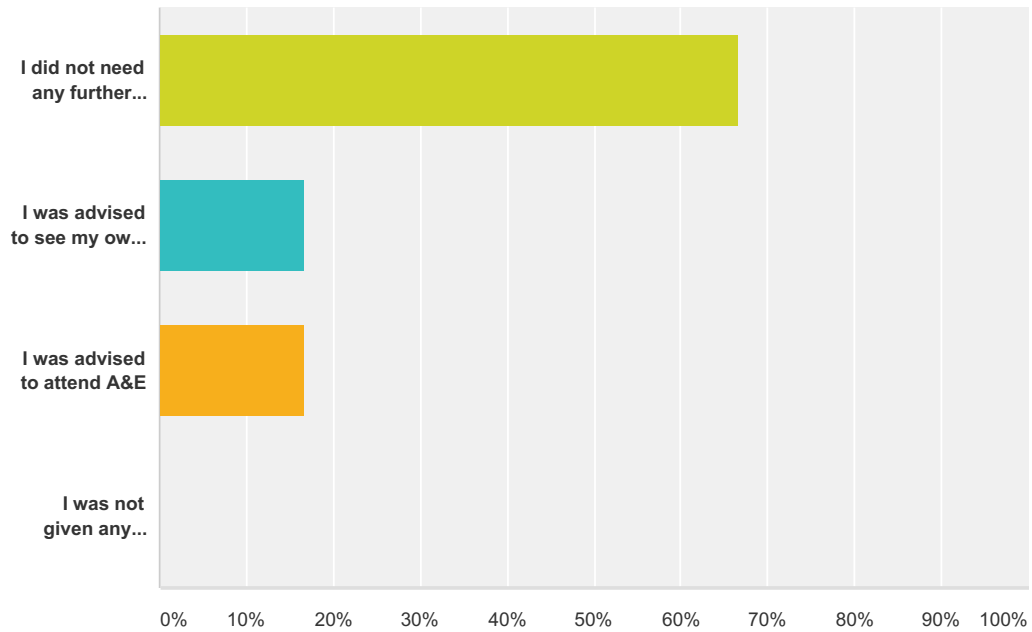
Answered: 6 Skipped: 3



Answer Choices	Responses	
Yes	100.00%	6
No	0.00%	0
Total		6

Q16 Were you given the details of someone you could contact in case you had concerns after you left?

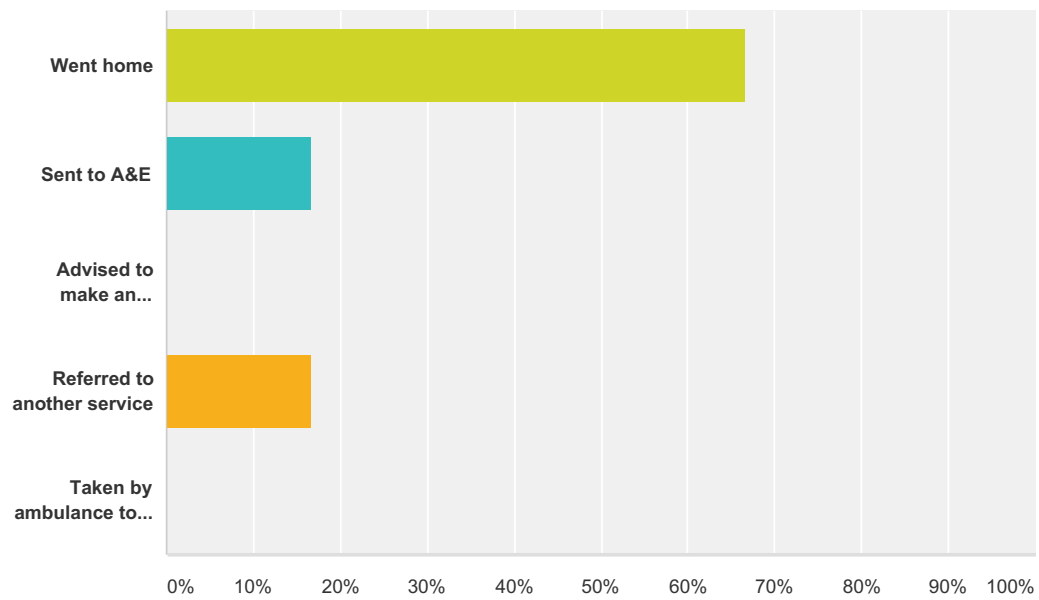
Answered: 6 Skipped: 3



Answer Choices	Responses
I did not need any further details	66.67% 4
I was advised to see my own GP	16.67% 1
I was advised to attend A&E	16.67% 1
I was not given any details of someone I could contact	0.00% 0
Total Respondents: 6	

Q17 What happened at the end of your visit to the Primary Care Centre?

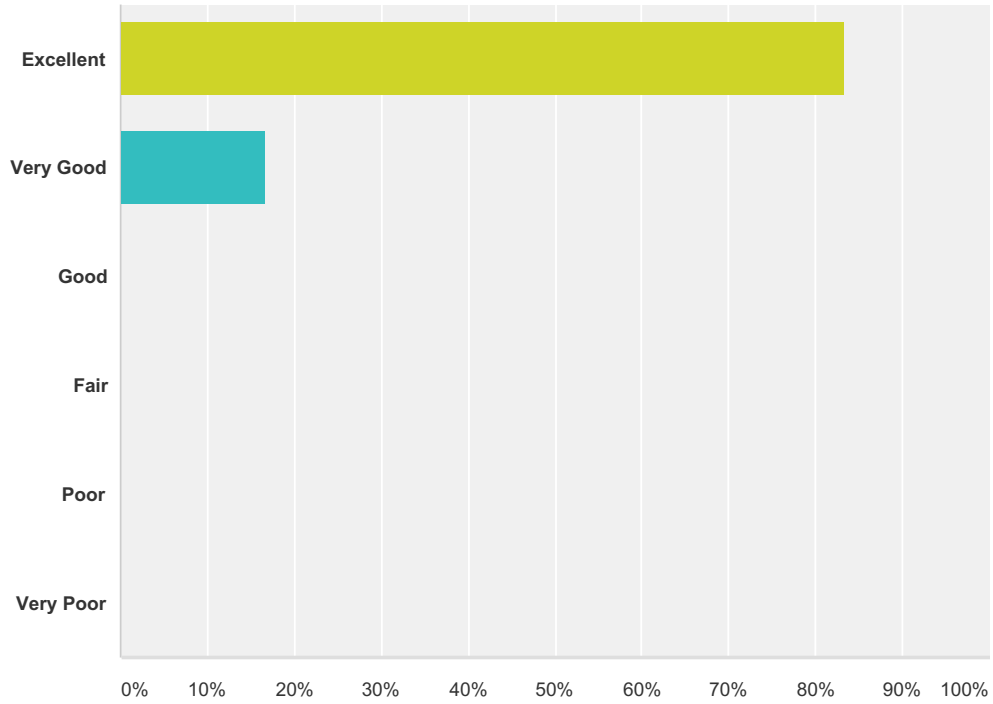
Answered: 6 Skipped: 3



Answer Choices	Responses
Went home	66.67% 4
Sent to A&E	16.67% 1
Advised to make an appointment with my GP	0.00% 0
Referred to another service	16.67% 1
Taken by ambulance to A&E	0.00% 0
Total Respondents: 6	

Q18 Overall, how would you rate the service you received while at the Primary Care Centre?

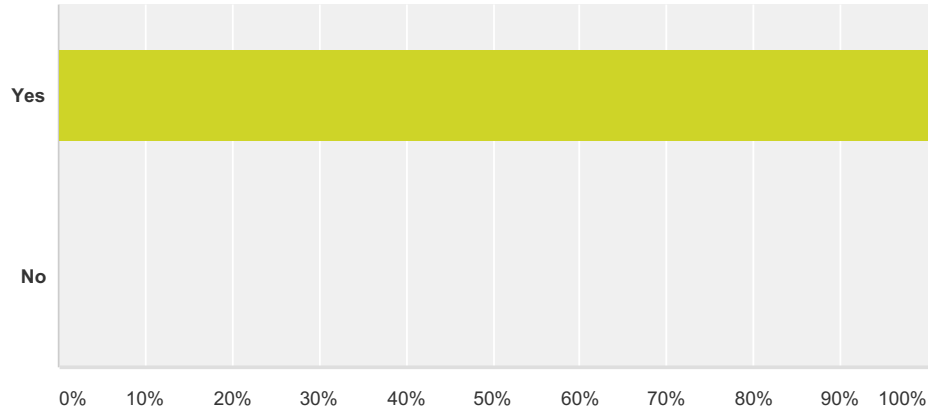
Answered: 6 Skipped: 3



Answer Choices	Responses
Excellent	83.33% 5
Very Good	16.67% 1
Good	0.00% 0
Fair	0.00% 0
Poor	0.00% 0
Very Poor	0.00% 0
Total	6

Q19 Would you recommend this Primary Care Centre to friends, family and people you know?

Answered: 6 Skipped: 3



Answer Choices	Responses	
Yes	100.00%	6
No	0.00%	0
Total		6